
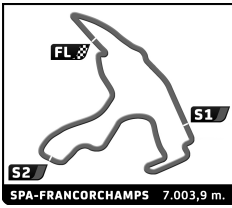


# SPA EURO RACE

## RADICAL CHALLENGE CHAMPIONSHIP

### Results Booklet





**RADICAL CHALLENGE CHAMPIONSHIP**  
**SPA EURO RACE**  
**FREE PRACTICE 1**

**Classification**

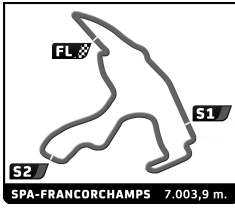
No Drivers	Team	Car	Cl.	Time	Lap Total	Gap	Kph
1 5 J. DE SADELEER	360 Racing	SR3 RSX	Solo	<b>2:26.192</b>	8 10	- -	172.5
2 4 D. JACKSON	RAW Motorsports	SR3 RSX	Solo	<b>2:26.917</b>	11 15	+0.725 +0.725	171.6
3 11 J. CONSTABLE	Hart GT	SR3 RSX	Solo	<b>2:27.319</b>	11 11	+1.127 +0.402	171.2
4 10 J. CAUDWELL	Scorpio	SR3 RSX	Solo	<b>2:27.460</b>	11 15	+1.268 +0.141	171.0
5 66 B. CAUDWELL	Scorpio	SR3 RSX	Solo	<b>2:27.878</b>	6 16	+1.686 +0.418	170.5
6 88 J. HARRISON	360 Racing	SR3 RSX	Solo	<b>2:28.317</b>	11 15	+2.125 +0.439	170.0
7 31 R. GOODMAN	RAW Motorsports	SR3 RSX	Solo	<b>2:28.837</b>	11 11	+2.645 +0.520	169.4
8 14 J. MACLEOD	RAW Motorsports	SR3 RSX	Solo	<b>2:28.862</b>	10 13	+2.670 +0.025	169.4
9 8 S. BOURNE	RAW Motorsports	SR3 RSX	Solo	<b>2:29.193</b>	12 13	+3.001 +0.331	169.0
10 23 J. RISHOVER	360 Racing	SR3 RSX	Solo	<b>2:30.241</b>	7 11	+4.049 +1.048	167.8
11 55 C. HEADLAM / D. HEADLAM	Lanan Racing	SR3 RSX	Team	<b>2:30.752</b>	9 11	+4.560 +0.511	167.3
12 99 K. JENSEN	Valour Racing	SR3 RSX	Solo	<b>2:30.889</b>	10 13	+4.697 +0.137	167.1
13 32 S. MOORES	360 Racing	SR3 RSX	Solo	<b>2:30.980</b>	11 15	+4.788 +0.091	167.0
14 28 E. GOODMAN	RAW Motorsports	SR3 RSX	Solo	<b>2:31.260</b>	8 11	+5.068 +0.280	166.7
15 7 A. S. GUDMUNDSSON	Radical Works Team	SR3 RSX	Solo	<b>2:31.593</b>	9 13	+5.401 +0.333	166.3
16 94 O. MARATEOTTO JR / M. MARATEOTTO	RAW Motorsports	SR3 RSX	Team	<b>2:32.249</b>	3 12	+6.057 +0.656	165.6
17 24 P. BROOKES	RAW Motorsports	SR3 RSX	Solo	<b>2:32.942</b>	11 16	+6.750 +0.693	164.9
18 64 M. HIGNETT	RAW Motorsports	SR3 RSX	Solo	<b>2:34.056</b>	13 15	+7.864 +1.114	163.7
19 25 M. VERITY	360 Racing	SR3 RSX	Solo	<b>2:37.837</b>	4 5	+11.645 +3.781	159.7
20 35 G. DALTON	Breakell Racing	SR3 RSX	Solo	<b>2:40.121</b>	12 14	+13.929 +2.284	157.5
21 33 A. ZAKHAROV / A. FEYZULLIN	Radical Works Team	SR3 RSX	Team	<b>2:42.622</b>	9 11	+16.430 +2.501	155.0
22 111 J. MACRAE	Valour Racing	SR3 RSX	Solo	<b>2:52.337</b>	2 3	+26.145 +9.715	146.3

**Fastest Lap:** Lap 0

Published at: .....

Track Status: **DRY**


<b>Race Director</b>	<b>Timekeeper:</b>
----------------------	--------------------



**RADICAL CHALLENGE CHAMPIONSHIP**  
**SPA EURO RACE**  
**FREE PRACTICE 1**

**Best Sector Times**

Sector 1		Sector 2		Sector 3		No Team	Class	Ideal Lap	Best Lap		
No Driver	Time	No Driver	Time	No Driver	Time						
1	5 J.DE SADELEER	43.680	4 D.JACKSON	1:03.920	5 J.DE SADELEER	38.408	1	5 360 Racing	Solo	2:26.014	2:26.192 (1)
2	66 B.CAUDWELL	43.703	5 J.DE SADELEER	1:03.926	66 B.CAUDWELL	38.691	2	4 RAW Motorsports	Solo	2:26.847	2:26.917 (2)
3	88 J.HARRISON	43.776	11 J.CONSTABLE	1:04.296	88 J.HARRISON	38.700	3	11 Hart GT	Solo	2:27.319	2:27.319 (3)
4	14 J.MACLEOD	43.927	10 J.CAUDWELL	1:04.543	4 D.JACKSON	38.762	4	10 Scorpio	Solo	2:27.460	2:27.460 (4)
5	10 J.CAUDWELL	44.027	66 B.CAUDWELL	1:05.180	11 J.CONSTABLE	38.863	5	66 Scorpio	Solo	2:27.574	2:27.878 (5)
6	11 J.CONSTABLE	44.160	14 J.MACLEOD	1:05.446	31 R.GOODMAN	38.887	6	88 360 Racing	Solo	2:28.020	2:28.317 (6)
7	4 D.JACKSON	44.165	88 J.HARRISON	1:05.544	10 J.CAUDWELL	38.890	7	14 RAW Motorsports	Solo	2:28.281	2:28.862 (8)
8	31 R.GOODMAN	44.230	31 R.GOODMAN	1:05.627	14 J.MACLEOD	38.908	8	31 RAW Motorsports	Solo	2:28.744	2:28.837 (7)
9	28 E.GOODMAN	44.491	32 S.MOORES	1:06.125	99 K.JENSEN	39.404	9	99 Valour Racing	Solo	2:30.232	2:30.889 (12)
10	7 A.S. GUEMUNDSSON	44.529	99 K.JENSEN	1:06.291	7 A.S. GUEMUNDSSON	39.436	10	55 Lanan Racing	Team	2:30.416	2:30.752 (11)
11	99 K.JENSEN	44.537	28 E.GOODMAN	1:06.362	55 C.HEADLAM	39.437	11	28 RAW Motorsports	Solo	2:30.437	2:31.260 (14)
12	55 C.HEADLAM	44.613	55 C.HEADLAM	1:06.366	28 E.GOODMAN	39.584	12	32 360 Racing	Solo	2:30.706	2:30.980 (13)
13	64 M.HIGNETT	44.674	24 P.BROOKES	1:07.044	32 S.MOORES	39.651	13	7 Radical Works Team	Solo	2:31.099	2:31.593 (15)
14	94 O.MARATEOTTO JR	44.802	7 A.S. GUEMUNDSSON	1:07.134	64 M.HIGNETT	39.675	14	24 RAW Motorsports	Solo	2:32.105	2:32.942 (17)
15	32 S.MOORES	44.930	94 O.MARATEOTTO JR	1:07.638	94 O.MARATEOTTO JR	39.809	15	94 RAW Motorsports	Team	2:32.249	2:32.249 (16)
16	24 P.BROOKES	45.161	64 M.HIGNETT	1:09.029	24 P.BROOKES	39.900	16	64 RAW Motorsports	Solo	2:33.378	2:34.056 (18)
17	25 M.VERITY	45.292	25 M.VERITY	1:10.235	25 M.VERITY	41.268	17	25 360 Racing	Solo	2:36.795	2:37.837 (19)
18	33 A.ZAKHAROV	47.567	33 A.ZAKHAROV	1:13.116	33 A.ZAKHAROV	41.777	18	33 Radical Works Team	Team	2:42.460	2:42.622 (21)



## RADICAL CHALLENGE CHAMPIONSHIP

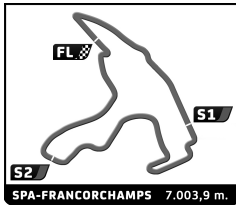
### SPA EURO RACE

### FREE PRACTICE 1

### Best Top Speed

Team	Car	Class	Top Speed Driver	Top 1		Top 2		Top 3		Top 4		Top 5		
				Kph	Lap	Kph	Lap	Kph	Lap	Kph	Lap	Kph	Lap	
88 360 Racing	SR3 RSX	Solo	J. HARRISON	225.9	14	225.5	12	225.0	13	225.0	7	224.5	5	225,2
5 360 Racing	SR3 RSX	Solo	J. DE SADELEER	224.5	9	223.6	7	223.1	8	222.7	5	213.9	6	221,6
66 Scorpio	SR3 RSX	Solo	B. CAUDWELL	222.7	14	222.2	13	222.2	11	221.8	16	221.8	15	222,1
14 RAW Motorsports	SR3 RSX	Solo	J. MACLEOD	222.2	12	222.2	11	221.3	13	221.3	8	220.9	10	221,6
55 Lanan Racing	SR3 RSX	Team	C. HEADLAM	221.8	9	220.0	7	220.0	8	219.1	3	217.7	4	219,7
64 RAW Motorsports	SR3 RSX	Solo	M. HIGNETT	221.3	13	221.3	11	220.9	14	220.4	10	219.5	9	220,7
7 Radical Works Team	SR3 RSX	Solo	A. S. GUDMUNDSSON	220.4	11	220.4	12	220.0	9	219.5	10	219.5	6	220,0
31 RAW Motorsports	SR3 RSX	Solo	R. GOODMAN	220.4	7	219.5	9	219.5	8	219.1	11	219.1	10	219,5
4 RAW Motorsports	SR3 RSX	Solo	D. JACKSON	220.0	15	219.1	7	219.1	12	218.6	13	218.6	5	219,1
10 Scorpio	SR3 RSX	Solo	J. CAUDWELL	220.0	14	219.5	11	219.1	15	219.1	10	218.6	9	219,3
11 Hart GT	SR3 RSX	Solo	J. CONSTABLE	220.0	11	219.5	10	219.5	9	218.6	7	218.6	5	219,2
99 Valour Racing	SR3 RSX	Solo	K. JENSEN	220.0	11	219.5	12	219.1	10	219.1	7	218.6	9	219,3
28 RAW Motorsports	SR3 RSX	Solo	E. GOODMAN	219.1	4	218.6	5	218.6	8	218.2	7	217.7	3	218,4
25 360 Racing	SR3 RSX	Solo	M. VERITY	217.7	5	214.3	4	210.9	3	192.5	2	157.7	1	198,6
94 RAW Motorsports	SR3 RSX	Team	O. MARATEOTTO JR	217.7	3	216.0	12	215.6	11	215.6	9	214.7	8	215,9
32 360 Racing	SR3 RSX	Solo	S. MOORES	216.0	6	215.6	11	215.6	10	215.1	12	215.1	7	215,5
24 RAW Motorsports	SR3 RSX	Solo	P. BROOKES	214.7	16	214.7	15	214.7	10	214.3	14	214.3	12	214,5
33 Radical Works Team	SR3 RSX	Team	A. ZAKHAROV	210.1	9	207.7	8	207.3	11	206.9	7	205.7	10	207,5
8 RAW Motorsports	SR3 RSX	Solo	S. BOURNE											
23 360 Racing	SR3 RSX	Solo	J. RISHOVER											
35 Breakell Racing	SR3 RSX	Solo	G. DALTON											
111 Valour Racing	SR3 RSX	Solo	J. MACRAE											






## RADICAL CHALLENGE CHAMPIONSHIP

### SPA EURO RACE

### FREE PRACTICE 1

### Fastest Lap Sequence

Elapsed	No Team	Car	Class	Driver	Time	Kph	Lap
5:28.809	94 RAW Motorsports	SR3 RSX	Team	Oli MARATEOTTO JR	<b>2:36.817</b>	160.8	2
7:17.017	88 360 Racing	SR3 RSX	Solo	John HARRISON	<b>2:35.819</b>	161.8	2
8:01.058	94 RAW Motorsports	SR3 RSX	Team	Oli MARATEOTTO JR	<b>2:32.249</b>	165.6	3
9:32.855	11 Hart GT	SR3 RSX	Solo	Jac CONSTABLE	<b>2:31.200</b>	166.8	3
12:30.066	4 RAW Motorsports	SR3 RSX	Solo	Dominik JACKSON	<b>2:31.052</b>	166.9	4
13:22.450	66 Scorpio	SR3 RSX	Solo	Brian CAUDWELL	<b>2:29.782</b>	168.3	5
14:59.391	4 RAW Motorsports	SR3 RSX	Solo	Dominik JACKSON	<b>2:29.325</b>	168.9	5
15:50.328	66 Scorpio	SR3 RSX	Solo	Brian CAUDWELL	<b>2:27.878</b>	170.5	6
17:27.075	4 RAW Motorsports	SR3 RSX	Solo	Dominik JACKSON	<b>2:27.684</b>	170.7	6
35:01.316	4 RAW Motorsports	SR3 RSX	Solo	Dominik JACKSON	<b>2:27.318</b>	171.2	10
37:28.233	4 RAW Motorsports	SR3 RSX	Solo	Dominik JACKSON	<b>2:26.917</b>	171.6	11
38:30.456	5 360 Racing	SR3 RSX	Solo	Jerome DE SADELEER	<b>2:26.192</b>	172.5	8



# RADICAL CHALLENGE CHAMPIONSHIP

## SPA EURO RACE

### FREE PRACTICE 1


#### Sector Analysis

■ Personal Best

■ Session Best

■ Crossing the finish line in the pit lane

Lap	D	Time	Sector 1	Sector 2	Sector 3	Kph	Elapsed	Lap	D	Time	Sector 1	Sector 2	Sector 3	Kph	Elapsed	
<b>4</b>	<b>RAW Motorsports</b> 1.Dominik JACKSON							SR3 RSX Solo	8	1	2:30.931				167.1	29:52.466
	1	1	4:47.113	2:36.466	1:24.253	46.394	86.3	4:47.113	9	1	2:30.125				168.0	32:22.591
	2	1	2:39.242	48.109	1:11.695	39.438	158.3	7:26.355	10	1	2:30.206				167.9	34:52.797
	3	1	2:32.659	44.573	1:07.242	40.844	165.2	9:59.014	11	1	2:29.991				168.1	37:22.788
	4	1	2:31.052	44.406	1:07.464	39.182	166.9	12:30.066	12	1	<b>2:29.193</b>				169.0	39:51.981
	5	1	2:29.325	44.309	1:05.953	39.063	168.9	14:59.391	13	1	2:29.276				168.9	42:21.257
	6	1	2:27.684	44.494	1:04.297	38.893	170.7	17:27.075	<b>10</b> <b>Scorpio</b> 1.John CAUDWELL							SR3 RSX Solo
	7	1	2:30.473	<b>44.165</b>	1:05.968	40.340	167.6	19:57.548	1	1	4:22.372	1:55.991	1:36.418	49.963	94.4	4:22.372
	8	1	10:08.364	8:22.041	1:06.572	39.751	41.4	30:05.912	2	1	2:54.398	52.714	1:19.222	42.462	144.6	7:16.770
	9	1	2:28.086	44.334	1:04.700	39.052	170.3	32:33.998	3	1	2:43.107	47.899	1:13.362	41.846	154.6	9:59.877
	10	1	2:27.318	44.261	1:04.221	38.836	171.2	35:01.316	4	1	2:39.601	46.234	1:12.818	40.549	158.0	12:39.478
	11	1	<b>2:26.917</b>	44.235	<b>1:03.920</b>	<b>38.762</b>	171.6	37:28.233	5	1	2:38.989	45.592	1:12.184	41.213	158.6	15:18.467
	12	1	2:27.392	44.312	1:03.922	39.158	171.1	39:55.625	6	1	2:35.801	44.850	1:10.584	40.367	161.8	17:54.268
	13	1	2:27.727	44.464	1:04.263	39.000	170.7	42:23.352	7	1	2:51.042	45.326	1:12.034	53.682	147.4	20:45.310
	14	1	4:07.482	2:21.794	1:05.726	39.962	101.9	46:30.834	8	1	7:27.091	5:40.939	1:06.992	39.160	56.4	28:12.401
	15	1	3:00.534	44.305	1:19.906	56.323	139.7	49:31.368	9	1	2:29.076	44.073	1:06.011	38.992	169.1	30:41.477
<b>5</b>	<b>360 Racing</b> 1.Jerome DE SADELEER							SR3 RSX Solo	10	1	2:28.412	44.134	1:05.001	39.277	169.9	33:09.889
	1	1	2:46.365	46.003	1:18.357	42.005	148.9	2:46.365	11	1	<b>2:27.460</b>	<b>44.027</b>	<b>1:04.543</b>	<b>38.890</b>	171.0	35:37.349
	2	1	2:44.769	<b>B</b> 46.367	1:09.524	48.878	153.0	5:31.134	12	1	5:06.672	3:16.481	1:10.297	39.894	82.2	40:44.021
	3	1	7:52.602	6:03.306	1:10.150	39.146	53.4	13:23.736	13	1	2:32.841	44.677	1:07.642	40.522	165.0	43:16.862
	4	1	2:35.472	45.063	1:11.353	39.056	162.2	15:59.208	14	1	2:32.779	44.923	1:07.945	39.911	165.0	45:49.641
	5	1	2:28.214	43.943	1:05.419	38.852	170.1	18:27.422	15	1	3:14.199	45.459	1:26.199	1:02.541	129.8	49:03.840
	6	1	15:08.060	...	1:06.573	38.788	27.8	33:35.482	<b>11</b> <b>Hart GT</b> 1.Jac CONSTABLE							SR3 RSX Solo
	7	1	2:28.782	43.818	1:06.555	38.409	169.5	36:04.264	1	1	4:22.796	2:21.606	1:19.480	41.710	94.3	4:22.796
	8	1	<b>2:26.192</b>	<b>43.680</b>	<b>1:03.926</b>	<b>38.586</b>	172.5	38:30.456	2	1	2:38.859	46.477	1:10.379	42.003	158.7	7:01.655
	9	1	2:26.522	43.786	1:04.328	<b>38.408</b>	172.1	40:56.978	3	1	2:31.200	44.920	1:06.527	39.753	166.8	9:32.855
<b>7</b>	<b>Radical Works Team</b> 1.Auðunn S. GUÐMUNDSSÓ							SR3 RSX Solo	4	1	2:31.452	45.506	1:06.250	39.696	166.5	12:04.307
	1	1	10:57.566	8:36.882	1:31.447	49.237	37.7	10:57.566	5	1	2:30.123	44.419	1:05.951	39.753	168.0	14:34.430
	2	1	2:49.237	49.475	1:18.677	41.085	149.0	13:46.803	6	1	2:30.587	44.650	1:06.576	39.361	167.4	17:05.017
	3	1	2:45.163	47.775	1:14.610	42.778	152.7	16:31.966	7	1	2:28.741	44.327	1:05.199	39.215	169.5	19:33.758
	4	1	2:50.801	46.489	1:15.104	49.208	147.6	19:22.767	8	1	8:12.400	6:26.070	1:07.136	39.194	51.2	27:46.158
	5	1	8:51.674	6:58.453	1:12.785	40.436	47.4	28:14.441	9	1	2:29.496	44.704	1:05.436	39.356	168.7	30:15.654
	6	1	2:37.443	45.295	1:11.429	40.719	160.1	30:51.884	10	1	2:28.191	44.594	1:04.528	39.069	170.1	32:43.845
	7	1	2:37.534	45.797	1:09.810	41.927	160.1	33:29.418	11	1	<b>2:27.319</b>	<b>44.160</b>	<b>1:04.296</b>	<b>38.863</b>	171.2	35:11.164
	8	1	2:36.089	46.821	1:08.786	40.482	161.5	36:05.507	<b>14</b> <b>RAW Motorsports</b> 1.John MACLEOD							SR3 RSX Solo
	9	1	<b>2:31.593</b>	44.697	<b>1:07.134</b>	39.762	166.3	38:37.100	1	1	5:22.199	3:08.546	1:28.210	45.443	76.9	5:22.199
	10	1	2:33.616	45.346	1:08.810	39.460	164.1	41:10.716	2	1	2:44.010	49.341	1:13.418	41.251	153.7	8:06.209
	11	1	2:31.732	44.719	1:07.577	<b>39.436</b>	166.2	43:42.448	3	1	2:42.898	<b>B</b> 45.775	1:10.006	47.117	154.8	10:49.107
	12	1	2:38.872	<b>44.529</b>	1:07.288	47.055	158.7	46:21.320	4	1	5:47.241	3:07.266	1:39.621	1:00.354	72.6	16:36.348
13	1	3:05.552	46.859	1:23.228	55.465	135.9	49:26.872	5	1	11:34.947	9:43.814	1:11.184	39.949	36.3	28:11.295	
<b>8</b>	<b>RAW Motorsports</b> 1.Spencer BOURNE							SR3 RSX Solo	6	1	2:34.559	45.393	1:08.372	40.794	163.1	30:45.854
	1	1	4:26.055				93.1	4:26.055	7	1	2:30.715	44.734	1:06.447	39.534	167.3	33:16.569
	2	1	2:43.190				154.5	7:09.245	8	1	2:32.015	44.929	1:08.178	<b>38.908</b>	165.9	35:48.584
	3	1	2:35.477				162.2	9:44.722	9	1	2:29.728	44.411	1:06.149	39.168	168.4	38:18.312
	4	1	2:37.493				160.1	12:22.215	10	1	<b>2:28.862</b>	44.241	1:05.556	39.065	169.4	40:47.174
	5	1	2:31.943				165.9	14:54.158	11	1	2:29.414	44.009	<b>1:05.446</b>	39.959	168.8	43:16.588
	6	1	4:41.822				89.5	19:35.980	12	1	2:31.088	<b>43.927</b>	1:06.126	41.035	166.9	45:47.676
	7	1	7:45.555				54.2	27:21.535	13	1	2:40.959	44.329	1:12.054	44.576	156.6	48:28.635
	<b>23</b>	<b>360 Racing</b> 1.Jason RISHOVER							SR3 RSX Solo							



# RADICAL CHALLENGE CHAMPIONSHIP

## SPA EURO RACE

### FREE PRACTICE 1

### Sector Analysis

■ Personal Best    
 ■ Session Best    
 ■ Crossing the finish line in the pit lane

Lap	D	Time	Sector 1	Sector 2	Sector 3	Kph	Elapsed	Lap	D	Time	Sector 1	Sector 2	Sector 3	Kph	Elapsed
1	1	4:01.516				102.6	4:01.516	3	1	2:35.797	45.877	1:10.134	39.786	161.8	16:26.234
2	1	2:47.484				150.5	6:49.000	4	1	2:35.112	45.664	1:09.814	39.634	162.6	19:01.346
3	1	2:37.720				159.9	9:26.720	5	1	9:18.885	7:27.534	1:10.776	40.575	45.1	28:20.231
4	1	2:35.095				162.6	12:01.815	6	1	2:31.588	44.581	1:07.619	39.388	166.3	30:51.819
5	1	2:33.505				164.3	14:35.320	7	1	2:30.856	44.290	1:07.255	39.311	167.1	33:22.675
6	1	2:33.235				164.5	17:08.555	8	1	2:31.356	44.608	1:07.030	39.718	166.6	35:54.031
7	1	<b>2:30.241</b>				167.8	19:38.796	9	1	2:31.263	<b>44.230</b>	1:07.681	39.352	166.7	38:25.294
8	1	19:46.821				21.2	39:25.617	10	1	2:30.264	44.628	1:06.283	39.353	167.8	40:55.558
9	1	2:30.396				167.7	41:56.013	11	1	<b>2:28.837</b>	44.323	<b>1:05.627</b>	<b>38.887</b>	169.4	43:24.395
10	1	2:31.191				166.8	44:27.204								
11	1	2:31.403				166.5	46:58.607								

**24** RAW Motorsports SR3 RSX Solo  
1. Peter BROOKES

1	1	3:11.291	1:01.924	1:23.750	45.617	129.5	3:11.291
2	1	2:50.497	52.264	1:15.193	43.040	147.9	6:01.788
3	1	3:45.437	1:50.785	1:13.243	41.409	111.8	9:47.225
4	1	2:41.822	47.208	1:13.082	41.532	155.8	12:29.047
5	1	2:37.260	47.016	1:09.824	40.420	160.3	15:06.307
6	1	2:35.632	46.061	1:09.576	39.995	162.0	17:41.939
7	1	2:45.787	46.377	1:13.485	45.925	152.1	20:27.726
8	1	7:16.831	5:24.229	1:11.719	40.883	57.7	27:44.557
9	1	2:35.365	45.842	1:09.623	<b>39.900</b>	162.3	30:19.922
10	1	2:33.955	45.378	1:08.128	40.449	163.8	32:53.877
11	1	<b>2:32.942</b>	45.221	1:07.668	40.053	164.9	35:26.819
12	1	2:33.737	<b>45.161</b>	1:08.465	40.111	164.0	38:00.556
13	1	2:34.397	45.358	1:07.722	41.317	163.3	40:34.953
14	1	2:33.364	45.244	1:07.797	40.323	164.4	43:08.317
15	1	2:33.123	45.216	<b>1:07.044</b>	40.863	164.7	45:41.440
16	1	2:46.562	45.244	1:15.519	45.799	151.4	48:28.002

**25** 360 Racing SR3 RSX Solo  
1. Martin VERITY

1	1	7:07.626	4:54.234	1:27.616	45.776	57.9	7:07.626
2	1	6:01.308	4:00.684	1:17.159	43.465	69.8	13:08.934
3	1	2:43.094	48.414	1:12.821	41.859	154.6	15:52.028
4	1	<b>2:37.837</b>	46.334	<b>1:10.235</b>	<b>41.268</b>	159.7	18:29.865
5	1	2:53.237	<b>45.292</b>	1:17.129	50.816	145.5	21:23.102

**28** RAW Motorsports SR3 RSX Solo  
1. Elliot GOODMAN

1	1	7:42.285	5:34.396	1:23.512	44.377	53.6	7:42.285
2	1	5:47.024	3:48.490	1:17.519	41.015	72.7	13:29.309
3	1	2:35.646	45.967	1:09.817	39.862	162.0	16:04.955
4	1	2:31.993	44.600	1:07.648	39.745	165.9	18:36.948
5	1	2:49.457	44.789	1:17.472	47.196	148.8	21:26.405
6	1	8:11.006	6:21.549	1:09.148	40.309	51.4	29:37.411
7	1	2:31.530	44.798	1:07.148	<b>39.584</b>	166.4	32:08.941
8	1	<b>2:31.260</b>	<b>44.491</b>	<b>1:06.362</b>	40.407	166.7	34:40.201
9	1	3:30.314	1:43.570	1:06.763	39.981	119.9	38:10.515
10	1	8:17.619	6:25.452	1:07.547	44.620	50.7	46:28.134
11	1	3:01.985	45.923	1:20.202	55.860	138.6	49:30.119

**31** RAW Motorsports SR3 RSX Solo  
1. Rod GOODMAN

1	1	7:47.613	5:38.778	1:25.181	43.654	53.0	7:47.613
2	1	6:02.824	4:07.171	1:14.695	40.958	69.5	13:50.437

**32** 360 Racing SR3 RSX Solo  
1. Sam MOORES


1	1	3:03.476	53.212	1:24.111	46.153	135.0	3:03.476
2	1	2:42.026	48.172	1:13.202	40.652	155.6	5:45.502
3	1	2:34.810	46.102	1:08.758	39.950	162.9	8:20.312
4	1	2:34.411	45.121	1:09.035	40.255	163.3	10:54.723
5	1	2:32.441	44.974	1:07.670	39.797	165.4	13:27.164
6	1	2:32.257	<b>44.930</b>	1:07.003	40.324	165.6	15:59.421
7	1	7:49.695	<b>B</b> 44.940	5:54.575	1:10.180	53.7	23:49.116
8	1	4:52.027	3:01.271	1:10.714	40.042	86.3	28:41.143
9	1	2:33.779	45.333	1:06.961	41.485	164.0	31:14.922
10	1	2:31.291	44.992	<b>1:06.125</b>	40.174	166.7	33:46.213
11	1	<b>2:30.980</b>	44.932	1:06.397	<b>39.651</b>	167.0	36:17.193
12	1	2:36.877	45.383	1:08.941	42.553	160.7	38:54.070
13	1	4:35.513	2:46.541	1:09.252	39.720	91.5	43:29.583
14	1	2:36.458	45.011	1:07.158	44.289	161.2	46:06.041
15	1	2:58.670	45.168	1:13.879	59.623	141.1	49:04.711

**33** Radical Works Team SR3 RSX Team  
1. Anton ZAKHAROV  
2. Amir FEYZULLIN

1	1	11:27.869	8:55.589	1:39.061	53.219	36.0	11:27.869
2	1	3:13.205	58.331	1:25.599	49.275	130.5	14:41.074
3	1	2:56.702	51.552	1:20.481	44.669	142.7	17:37.776
4	1	3:05.083	50.270	1:23.193	51.620	136.2	20:42.859
5	1	9:30.810	7:25.665	1:17.694	47.451	44.2	30:13.669
6	1	4:09.322	2:11.337	1:15.218	42.767	101.1	34:22.991
7	1	2:45.976	48.511	1:14.992	42.473	151.9	37:08.967
8	1	2:46.248	48.220	1:13.837	44.191	151.7	39:55.215
9	1	<b>2:42.622</b>	<b>47.567</b>	<b>1:13.278</b>	<b>41.777</b>	155.0	42:37.837
10	1	2:46.586	48.813	<b>1:13.116</b>	44.657	151.4	45:24.423
11	1	2:54.767	47.902	1:13.461	53.404	144.3	48:19.190

**35** Breakell Racing SR3 RSX Solo  
1. Grant DALTON

1	1	4:15.304				97.0	4:15.304
2	1	3:05.824				135.7	7:21.128
3	1	2:54.088				144.8	10:15.216
4	1	2:52.656				146.0	13:07.872
5	1	4:10.513				100.7	17:18.385
6	1	2:49.532				148.7	20:07.917
7	1	7:52.391				53.4	28:00.308
8	1	2:46.317				151.6	30:46.625
9	1	2:42.627				155.0	33:29.252
10	1	2:42.926				154.8	36:12.178
11	1	2:41.101				156.5	38:53.279
12	1	<b>2:40.121</b>				157.5	41:33.400
13	1	2:41.172				156.4	44:14.572



# RADICAL CHALLENGE CHAMPIONSHIP

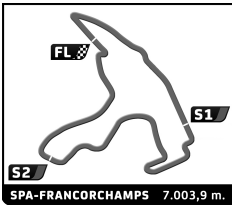
## SPA EURO RACE

### FREE PRACTICE 1

### Sector Analysis

■ Personal Best    
 ■ Session Best    
 ■ Crossing the finish line in the pit lane

Lap	D	Time	Sector 1	Sector 2	Sector 3	Kph	Elapsed	Lap	D	Time	Sector 1	Sector 2	Sector 3	Kph	Elapsed		
<b>55</b>		<b>Lanan Racing</b>						SR3 RSX									
		1.Chris HEADLAM						Team									
		2.Daniel HEADLAM															
1	1	6:48.031	4:36.862	1:25.030	46.139	60.7	6:48.031	3	1	2:31.364	44.730	1:07.387	39.247	166.6	9:48.381		
2	1	2:44.063	49.425	1:12.459	42.179	153.7	9:32.094	4	1	2:48.332	52.942	1:15.407	39.983	149.8	12:36.713		
3	1	2:37.493	46.041	1:11.018	40.434	160.1	12:09.587	5	1	2:40.917	43.957	1:13.426	43.534	156.7	15:17.630		
4	1	2:35.151	45.238	1:09.505	40.408	162.5	14:44.738	6	1	2:29.242	43.973	1:06.337	38.932	168.9	17:46.872		
5	1	5:26.526	3:32.288	1:11.049	43.189	77.2	20:11.264	7	1	3:09.413	43.899	1:29.035	56.479	133.1	20:56.285		
6	1	12:46.620	...	1:10.545	40.138	32.9	32:57.884	8	1	10:14.740	8:25.209	1:10.435	39.096	41.0	31:11.025		
7	1	2:33.715	45.361	1:08.113	40.241	164.0	35:31.599	9	1	2:44.233	43.889	1:11.458	48.886	153.5	33:55.258		
8	1	2:31.630	45.150	1:07.043	<b>39.437</b>	166.3	38:03.229	10	1	2:40.661	52.331	1:09.287	39.043	156.9	36:35.919		
9	1	<b>2:30.752</b>	<b>44.613</b>	<b>1:06.366</b>	39.773	167.3	40:33.981	11	1	<b>2:28.317</b>	43.922	1:05.695	<b>38.700</b>	170.0	39:04.236		
10	1	5:46.292	3:37.856	1:20.607	47.829	72.8	46:20.273	12	1	2:29.214	43.819	<b>1:05.544</b>	39.851	169.0	41:33.450		
11	1	3:07.671	50.253	1:22.154	55.264	134.4	49:27.944	13	1	2:29.424	44.019	1:06.267	39.138	168.7	44:02.874		
								14	1	2:28.987	<b>43.776</b>	1:06.275	38.936	169.2	46:31.861		
								15	1	3:00.792	51.147	1:20.072	49.573	139.5	49:32.653		
<b>64</b>		<b>RAW Motorsports</b>						SR3 RSX									
		1.Mark HIGNETT						Solo									
1	1	4:51.819	2:17.160	1:43.219	51.440	84.9	4:51.819	<b>94</b>								<b>RAW Motorsports</b>	
2	1	4:40.902	2:27.773	1:26.316	46.813	89.8	9:32.721									1.Oli MARATEOTTO JR	
3	1	2:56.079	51.464	1:21.046	43.569	143.2	12:28.800									2.Marcello MARATEOTTO	
4	1	2:52.391	50.276	1:19.447	42.668	146.3	15:21.191	1	1	2:51.992	47.526	1:22.235	42.231	144.0	2:51.992		
5	1	2:44.096	47.078	1:15.406	41.612	153.7	18:05.287	2	1	2:36.817	46.011	1:10.430	40.376	160.8	5:28.809		
6	1	2:56.274	46.925	1:18.742	50.607	143.0	21:01.561	3	1	<b>2:32.249</b>	<b>44.802</b>	<b>1:07.638</b>	<b>39.809</b>	165.6	8:01.058		
7	1	6:50.244	4:49.450	1:18.832	41.962	61.5	27:51.805	4	1	7:09.995	4:57.708	1:27.983	44.304	58.6	15:11.053		
8	1	2:41.078	46.073	1:14.240	40.765	156.5	30:32.883	5	1	12:32.855	...	1:18.990	42.560	33.5	27:43.908		
9	1	2:39.409	45.621	1:12.868	40.920	158.2	33:12.292	6	1	2:45.344	50.225	1:14.057	41.062	152.5	30:29.252		
10	1	2:40.438	45.350	1:13.644	41.444	157.2	35:52.730	7	1	2:42.926	46.809	1:13.656	42.461	154.8	33:12.178		
11	1	2:36.677	44.813	1:11.922	39.942	160.9	38:29.407	8	1	2:43.454	47.536	1:14.280	41.638	154.3	35:55.632		
12	1	2:35.892	45.235	1:10.629	40.028	161.7	41:05.299	9	1	2:40.738	45.995	1:13.374	41.369	156.9	38:36.370		
13	1	<b>2:34.056</b>	<b>44.674</b>	1:09.707	<b>39.675</b>	163.7	43:39.355	10	1	2:41.680	46.528	1:14.556	40.596	156.0	41:18.050		
14	1	2:39.241	44.844	<b>1:09.029</b>	45.368	158.3	46:18.596	11	1	2:40.409	46.024	1:13.555	40.830	157.2	43:58.459		
15	1	3:06.046	48.260	1:23.529	54.257	135.5	49:24.642	12	1	2:43.480	46.084	1:14.230	43.166	154.2	46:41.939		
<b>66</b>		<b>Scorpio</b>						SR3 RSX									
		1.Brian CAUDWELL						Solo									
1	1	2:59.749	50.030	1:23.709	46.010	137.8	2:59.749	<b>99</b>								<b>Valour Racing</b>	
2	1	2:46.544	53.331	1:12.378	40.835	151.4	5:46.293									1.Kasper JENSEN	
3	1	2:34.695	46.422	1:08.749	39.524	163.0	8:20.988	1	1	12:44.014	...	1:30.355	46.100	32.4	12:44.014		
4	1	2:31.680	44.681	1:07.935	39.064	166.2	10:52.668	2	1	2:53.957	50.299	1:20.821	42.837	144.9	15:37.971		
5	1	2:29.782	44.142	1:06.595	39.045	168.3	13:22.450	3	1	2:39.451	46.234	1:12.956	40.261	158.1	18:17.422		
6	1	<b>2:27.878</b>	44.007	<b>1:05.180</b>	<b>38.691</b>	170.5	15:50.328	4	1	2:56.974	46.763	1:16.214	53.997	142.5	21:14.396		
7	1	6:54.560	4:01.516	1:44.606	1:08.438	60.8	22:44.888	5	1	7:06.680	5:13.039	1:11.541	42.100	59.1	28:21.076		
8	1	5:31.383	3:42.546	1:09.160	39.677	76.1	28:16.271	6	1	2:50.434	45.749	1:08.586	56.099	147.9	31:11.510		
9	1	2:31.749	44.592	1:08.043	39.114	166.2	30:48.020	7	1	2:32.857	45.429	1:07.926	39.502	165.0	33:44.367		
10	1	2:31.488	45.051	1:07.310	39.127	166.4	33:19.508	8	1	2:31.874	44.706	1:07.375	39.793	166.0	36:16.241		
11	1	2:31.107	44.129	1:07.296	39.682	166.9	35:50.615	9	1	2:35.056	44.838	1:10.161	40.057	162.6	38:51.297		
12	1	2:29.242	44.081	1:06.451	38.710	168.9	38:19.857	10	1	<b>2:30.889</b>	44.567	1:06.913	39.409	167.1	41:22.186		
13	1	2:28.807	43.945	1:06.068	38.794	169.4	40:48.664	11	1	2:32.611	44.566	1:08.641	<b>39.404</b>	165.2	43:54.797		
14	1	2:29.060	<b>43.703</b>	1:05.241	40.116	169.2	43:17.724	12	1	2:35.766	<b>44.537</b>	<b>1:06.291</b>	44.938	161.9	46:30.563		
15	1	2:32.192	44.382	1:08.166	39.644	165.7	45:49.916	13	1	3:07.434	55.221	1:21.758	50.455	134.5	49:37.997		
16	1	3:12.443	44.072	1:25.737	1:02.634	131.0	49:02.359										
<b>88</b>		<b>360 Racing</b>						SR3 RSX									
		1.John HARRISON						Solo									
1	1	4:41.198	2:18.384	1:27.224	55.590	88.1	4:41.198	<b>111</b>								<b>Valour Racing</b>	
2	1	2:35.819	44.868	1:08.685	42.266	161.8	7:17.017									1.Jon MACRAE	
								1	1	14:32.292				28.4	14:32.292		
								2	1	<b>2:52.337</b>				146.3	17:24.629		
								3	1	3:01.861				138.6	20:26.490		



# RADICAL CHALLENGE CHAMPIONSHIP

## SPA EURO RACE

### FREE PRACTICE 2

### Classification

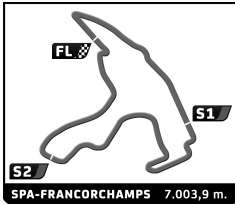
No Drivers	Team	Car	Cl.	Time	Lap Total	Gap	Kph
1 4 D. JACKSON	RAW Motorsports	SR3 RSX	Solo	<b>2:26.847</b>	15 16	- -	171.7
2 23 J. RISHOVER	360 Racing	SR3 RSX	Solo	<b>2:28.116</b>	15 15	+1.269 +1.269	170.2
3 5 J. DE SADELEER	360 Racing	SR3 RSX	Solo	<b>2:28.164</b>	5 17	+1.317 +0.048	170.2
4 14 J. MACLEOD	RAW Motorsports	SR3 RSX	Solo	<b>2:28.284</b>	14 18	+1.437 +0.120	170.0
5 111 J. MACRAE	Valour Racing	SR3 RSX	Solo	<b>2:28.300</b>	12 15	+1.453 +0.016	170.0
6 11 J. CONSTABLE	Hart GT	SR3 RSX	Solo	<b>2:28.397</b>	12 17	+1.550 +0.097	169.9
7 66 B. CAUDWELL	Scorpio	SR3 RSX	Solo	<b>2:28.615</b>	9 14	+1.768 +0.218	169.7
8 25 M. VERITY	360 Racing	SR3 RSX	Solo	<b>2:28.884</b>	8 12	+2.037 +0.269	169.4
9 8 S. BOURNE	RAW Motorsports	SR3 RSX	Solo	<b>2:29.273</b>	14 17	+2.426 +0.389	168.9
10 28 E. GOODMAN	RAW Motorsports	SR3 RSX	Solo	<b>2:29.426</b>	12 17	+2.579 +0.153	168.7
11 99 K. JENSEN	Valour Racing	SR3 RSX	Solo	<b>2:29.922</b>	13 17	+3.075 +0.496	168.2
12 10 J. CAUDWELL	Scorpio	SR3 RSX	Solo	<b>2:30.147</b>	18 18	+3.300 +0.225	167.9
13 55 C. HEADLAM / D. HEADLAM	Lanan Racing	SR3 RSX	Team	<b>2:30.368</b>	17 18	+3.521 +0.221	167.7
14 31 R. GOODMAN	RAW Motorsports	SR3 RSX	Solo	<b>2:30.390</b>	9 18	+3.543 +0.022	167.7
15 7 A. S. GUDMUNDSSON	Radical Works Team	SR3 RSX	Solo	<b>2:30.822</b>	5 17	+3.975 +0.432	167.2
16 64 M. HIGNETT	RAW Motorsports	SR3 RSX	Solo	<b>2:31.328</b>	14 19	+4.481 +0.506	166.6
17 32 S. MOORES	360 Racing	SR3 RSX	Solo	<b>2:31.500</b>	19 19	+4.653 +0.172	166.4
18 88 J. HARRISON	360 Racing	SR3 RSX	Solo	<b>2:31.803</b>	4 5	+4.956 +0.303	166.1
19 24 P. BROOKES	RAW Motorsports	SR3 RSX	Solo	<b>2:32.057</b>	14 18	+5.210 +0.254	165.8
20 33 A. ZAKHAROV / A. FEYZULLIN	Radical Works Team	SR3 RSX	Team	<b>2:35.420</b>	16 17	+8.573 +3.363	162.2
21 94 O. MARATEOTTO JR / M. MARATEOTTO	RAW Motorsports	SR3 RSX	Team	<b>2:35.981</b>	18 18	+9.134 +0.561	161.6
22 35 G. DALTON	Breakell Racing	SR3 RSX	Solo	<b>2:36.140</b>	16 19	+9.293 +0.159	161.5

**Fastest Lap:** Lap 15 | Dominik JACKSON | **2:26.847** | 171.7 Kph

Published at: .....

Track Status: **DRY**

<b>Race Director</b>	<b>Timekeeper:</b>
----------------------	--------------------



# RADICAL CHALLENGE CHAMPIONSHIP


## SPA EURO RACE

### FREE PRACTICE 2

### Best Sector Times

Sector 1		Sector 2		Sector 3		No Team	Class	Ideal Lap	Best Lap		
No Driver	Time	No Driver	Time	No Driver	Time						
1	66 B.CAUDWELL	43.738	4 D.JACKSON	1:04.066	4 D.JACKSON	38.744	1	4 RAW Motorsports	Solo	2:26.682	2:26.847 (1)
2	5 J.DE SADELEER	43.794	5 J.DE SADELEER	1:04.964	66 B.CAUDWELL	38.856	2	5 360 Racing	Solo	2:27.752	2:28.164 (3)
3	25 M.VERITY	43.806	11 J.CONSTABLE	1:04.970	5 J.DE SADELEER	38.994	3	111 Valour Racing	Solo	2:28.018	2:28.300 (5)
4	14 J.MACLEOD	43.861	111 J.MACRAE	1:05.122	14 J.MACLEOD	38.994	4	11 Hart GT	Solo	2:28.018	2:28.397 (6)
5	111 J.MACRAE	43.867	14 J.MACLEOD	1:05.397	111 J.MACRAE	39.029	5	14 RAW Motorsports	Solo	2:28.252	2:28.284 (4)
6	4 D.JACKSON	43.872	28 E.GOODMAN	1:05.753	25 M.VERITY	39.050	6	66 Scorpio	Solo	2:28.492	2:28.615 (7)
7	11 J.CONSTABLE	43.885	25 M.VERITY	1:05.853	11 J.CONSTABLE	39.163	7	25 360 Racing	Solo	2:28.709	2:28.884 (8)
8	99 K.JENSEN	44.014	66 B.CAUDWELL	1:05.898	7 A.S. GUEMUNDSSON	39.222	8	28 RAW Motorsports	Solo	2:29.223	2:29.426 (10)
9	64 M.HIGNETT	44.064	99 K.JENSEN	1:06.101	55 C.HEADLAM	39.309	9	99 Valour Racing	Solo	2:29.462	2:29.922 (11)
10	28 E.GOODMAN	44.103	31 R.GOODMAN	1:06.282	10 J.CAUDWELL	39.324	10	10 Scorpio	Solo	2:30.070	2:30.147 (12)
11	7 A.S. GUEMUNDSSON	44.168	55 C.HEADLAM	1:06.349	99 K.JENSEN	39.347	11	31 RAW Motorsports	Solo	2:30.105	2:30.390 (14)
12	10 J.CAUDWELL	44.233	32 S.MOORES	1:06.447	28 E.GOODMAN	39.367	12	55 Lanar Racing	Team	2:30.121	2:30.368 (13)
13	31 R.GOODMAN	44.315	10 J.CAUDWELL	1:06.513	64 M.HIGNETT	39.386	13	7 Radical Works Team	Solo	2:30.521	2:30.822 (15)
14	55 C.HEADLAM	44.463	88 J.HARRISON	1:06.793	31 R.GOODMAN	39.508	14	64 RAW Motorsports	Solo	2:30.988	2:31.328 (16)
15	24 P.BROOKES	44.593	7 A.S. GUEMUNDSSON	1:07.131	33 A.ZAKHAROV	39.751	15	32 360 Racing	Solo	2:31.275	2:31.500 (17)
16	35 G.DALTON	44.703	24 P.BROOKES	1:07.311	32 S.MOORES	39.823	16	88 360 Racing	Solo	2:31.560	2:31.803 (18)
17	94 O.MARATEOTTO JR	44.799	64 M.HIGNETT	1:07.538	24 P.BROOKES	39.874	17	24 RAW Motorsports	Solo	2:31.778	2:32.057 (19)
18	33 A.ZAKHAROV	44.828	33 A.ZAKHAROV	1:08.494	88 J.HARRISON	39.875	18	33 Radical Works Team	Team	2:33.073	2:35.420 (20)
19	88 J.HARRISON	44.892	35 G.DALTON	1:10.455	94 O.MARATEOTTO JR	39.914	19	94 RAW Motorsports	Team	2:35.537	2:35.981 (21)
20	32 S.MOORES	45.005	94 O.MARATEOTTO JR	1:10.824	35 G.DALTON	40.419	20	35 Breakell Racing	Solo	2:35.577	2:36.140 (22)






## RADICAL CHALLENGE CHAMPIONSHIP

### SPA EURO RACE

### FREE PRACTICE 2

### Best Top Speed

Team	Car	Class	Top Speed Driver	Top 1		Top 2		Top 3		Top 4		Top 5		Avg
				Kph	Lap	Kph	Lap	Kph	Lap	Kph	Lap	Kph	Lap	
5 360 Racing	SR3 RSX	Solo	J. DE SADELEER	226.9	13	225.9	7	225.5	14	225.5	4	225.5	12	225.9
25 360 Racing	SR3 RSX	Solo	M. VERITY	226.4	12	225.5	11	224.5	7	223.6	8	223.6	9	224.7
7 Radical Works Team	SR3 RSX	Solo	A. S. GUBMUNDSSON	224.5	12	224.1	11	223.1	13	222.2	8	221.8	9	223.1
111 Valour Racing	SR3 RSX	Solo	J. MACRAE	224.5	9	224.1	10	224.1	5	224.1	6	223.6	15	224.1
64 RAW Motorsports	SR3 RSX	Solo	M. HIGNETT	224.1	19	224.1	13	223.6	12	223.1	15	223.1	8	223.6
99 Valour Racing	SR3 RSX	Solo	K. JENSEN	223.6	8	222.7	17	222.2	7	222.2	11	221.3	4	222.4
55 Lanan Racing	SR3 RSX	Team	C. HEADLAM	223.6	13	223.1	18	222.2	14	222.2	10	222.2	8	222.7
11 Hart GT	SR3 RSX	Solo	J. CONSTABLE	223.1	11	223.1	12	222.7	13	222.7	17	222.2	15	222.8
66 Scorpio	SR3 RSX	Solo	B. CAUDWELL	223.1	14	223.1	10	223.1	8	223.1	5	222.7	3	223.0
4 RAW Motorsports	SR3 RSX	Solo	D. JACKSON	222.7	13	222.2	12	222.2	4	221.8	11	221.8	15	222.1
28 RAW Motorsports	SR3 RSX	Solo	E. GOODMAN	222.7	12	222.7	4	222.7	11	222.7	10	222.2	9	222.6
31 RAW Motorsports	SR3 RSX	Solo	R. GOODMAN	222.7	12	220.9	13	220.9	11	220.4	18	220.4	14	221.1
14 RAW Motorsports	SR3 RSX	Solo	J. MACLEOD	222.2	16	221.8	15	221.3	13	221.3	7	221.3	8	221.6
10 Scorpio	SR3 RSX	Solo	J. CAUDWELL	221.8	18	221.3	13	220.9	14	220.4	5	220.4	17	221.0
33 Radical Works Team	SR3 RSX	Team	A. ZAKHAROV	220.9	10	220.4	8	219.5	9	219.1	17	219.1	4	219.8
35 Breakell Racing	SR3 RSX	Solo	G. DALTON	220.0	13	219.5	15	219.5	12	219.5	9	219.1	19	219.5
94 RAW Motorsports	SR3 RSX	Team	O. MARATEOTTO JR	220.0	18	219.5	12	218.6	14	217.7	17	217.7	16	218.7
24 RAW Motorsports	SR3 RSX	Solo	P. BROOKES	217.7	13	217.7	4	217.7	14	217.3	17	217.3	15	217.5
88 360 Racing	SR3 RSX	Solo	J. HARRISON	217.3	2	217.3	3	217.3	4	216.4	5	108.8	1	195.4
32 360 Racing	SR3 RSX	Solo	S. MOORES	216.9	9	216.9	13	216.4	12	216.4	4	216.0	19	216.5
8 RAW Motorsports	SR3 RSX	Solo	S. BOURNE											
23 360 Racing	SR3 RSX	Solo	J. RISHOVER											



## RADICAL CHALLENGE CHAMPIONSHIP


### SPA EURO RACE

### FREE PRACTICE 2

### Fastest Lap Sequence

Elapsed	No Team	Car	Class	Driver	Time	Kph	Lap
5:44.111	8 RAW Motorsports	SR3 RSX	Solo	Spencer BOURNE	<b>2:38.005</b>	159.6	2
5:47.452	28 RAW Motorsports	SR3 RSX	Solo	Elliot GOODMAN	<b>2:37.712</b>	159.9	2
6:46.456	4 RAW Motorsports	SR3 RSX	Solo	Dominik JACKSON	<b>2:34.136</b>	163.6	2
6:47.628	11 Hart GT	SR3 RSX	Solo	Jac CONSTABLE	<b>2:32.936</b>	164.9	2
8:10.075	5 360 Racing	SR3 RSX	Solo	Jerome DE SADELEER	<b>2:30.802</b>	167.2	2
9:17.428	11 Hart GT	SR3 RSX	Solo	Jac CONSTABLE	<b>2:29.800</b>	168.3	3
10:39.664	5 360 Racing	SR3 RSX	Solo	Jerome DE SADELEER	<b>2:29.589</b>	168.6	3
11:46.027	11 Hart GT	SR3 RSX	Solo	Jac CONSTABLE	<b>2:28.599</b>	169.7	4
11:46.433	4 RAW Motorsports	SR3 RSX	Solo	Dominik JACKSON	<b>2:27.263</b>	171.2	4
16:41.466	4 RAW Motorsports	SR3 RSX	Solo	Dominik JACKSON	<b>2:27.219</b>	171.3	6
23:22.028	4 RAW Motorsports	SR3 RSX	Solo	Dominik JACKSON	<b>2:26.866</b>	171.7	8
40:42.004	4 RAW Motorsports	SR3 RSX	Solo	Dominik JACKSON	<b>2:26.847</b>	171.7	15





# RADICAL CHALLENGE CHAMPIONSHIP


## SPA EURO RACE

### FREE PRACTICE 2

### Sector Analysis

■ Personal Best   ■ Session Best   B Crossing the finish line in the pit lane

Lap	D	Time	Sector 1	Sector 2	Sector 3	T.Spd	Elapsed	Lap	D	Time	Sector 1	Sector 2	Sector 3	T.Spd	Elapsed
<b>4</b> RAW Motorsports 1.Dominik JACKSON SR3 RSX Solo								16 1 2:31.701 44.497 1:07.703 39.501 220.4 47:29.265							
1 1 4:12.320 2:15.992 1:15.139 41.189 177.0 4:12.320								17 1 2:31.002 44.224 <b>1:07.131</b> 39.647 221.3 50:00.267							
2 1 2:34.136 45.153 1:08.749 40.234 220.4 6:46.456								<b>8</b> RAW Motorsports 1.Spencer BOURNE SR3 RSX Solo							
3 1 2:32.714 46.002 1:06.706 40.006 189.5 9:19.170								1 1 3:06.106 3:06.106							
4 1 2:27.263 43.939 1:04.533 38.791 222.2 11:46.433								2 1 2:38.005 5:44.111							
5 1 2:27.814 44.376 1:04.613 38.825 221.3 14:14.247								3 1 2:33.637 8:17.748							
6 1 2:27.219 44.096 1:04.246 38.877 221.3 16:41.466								4 1 4:08.097 12:25.845							
7 1 4:13.696 2:29.078 1:05.590 39.028 211.8 20:55.162								5 1 2:32.552 14:58.397							
8 1 2:26.866 43.894 1:04.096 38.876 221.3 23:22.028								6 1 2:35.318 17:33.715							
9 1 2:26.936 43.902 1:04.256 38.778 221.3 25:48.964								7 1 2:33.533 20:07.248							
10 1 2:31.057 45.638 1:05.448 39.971 220.9 28:20.021								8 1 2:31.190 22:38.438							
11 1 2:33.303 <b>43.872</b> 1:08.155 41.276 221.8 30:53.324								9 1 2:31.145 25:09.583							
12 1 2:27.155 43.946 1:04.295 38.914 222.2 33:20.479								10 1 5:13.979 30:23.562							
13 1 2:27.754 44.003 1:04.761 38.990 222.7 35:48.233								11 1 2:30.765 32:54.327							
14 1 <b>2:26.924</b> 44.114 <b>1:04.066</b> <b>38.744</b> 221.3 38:15.157								12 1 2:29.548 35:23.875							
15 1 <b>2:26.847</b> 43.885 1:04.153 38.809 221.8 40:42.004								13 1 2:29.411 37:53.286							
16 1 2:27.656 43.917 1:04.450 39.289 220.4 43:09.660								14 1 <b>2:29.273</b> 40:22.559							
<b>5</b> 360 Racing 1.Jerome DE SADELEER SR3 RSX Solo								15 1 2:33.347 42:55.906							
1 1 5:39.273 3:45.755 1:12.604 40.914 209.3 5:39.273								16 1 2:32.368 45:28.274							
2 1 2:30.802 44.732 1:06.885 39.185 220.9 8:10.075								17 1 4:40.156 50:08.430							
3 1 2:29.589 43.992 1:06.468 39.129 224.1 10:39.664								<b>10</b> Scorio 1.John CAUDWELL SR3 RSX Solo							
4 1 2:28.901 43.945 1:05.809 39.147 225.5 13:08.565								1 1 3:30.201 1:19.799 1:24.617 45.785 135.2 3:30.201							
5 1 <b>2:28.164</b> 44.032 1:05.138 <b>38.994</b> 224.1 15:36.729								2 1 2:46.154 49.786 1:14.937 41.431 199.3 6:16.355							
6 1 2:29.439 43.960 1:05.068 40.411 224.5 18:06.168								3 1 2:34.960 45.708 1:09.281 39.971 217.3 8:51.315							
7 1 2:29.177 43.840 1:05.974 39.363 225.9 20:35.345								4 1 2:34.176 45.645 1:08.712 39.819 218.6 11:25.491							
8 1 2:31.527 43.857 1:08.628 39.042 225.0 23:06.872								5 1 2:34.575 44.924 1:09.532 40.119 220.4 14:00.066							
9 1 2:28.440 43.795 1:05.482 39.163 225.0 25:35.312								6 1 2:32.845 44.887 1:08.058 39.900 219.5 16:32.911							
10 1 2:28.301 <b>43.794</b> <b>1:04.964</b> 39.543 223.6 28:03.613								7 1 2:32.283 44.755 1:07.757 39.771 219.5 19:05.194							
11 1 2:31.214 43.819 1:07.488 39.907 225.0 30:34.827								8 1 2:32.806 44.559 1:07.443 40.804 220.0 21:38.000							
12 1 2:28.761 43.942 1:05.587 39.232 225.5 33:03.588								9 1 2:32.512 44.817 1:07.640 40.055 220.4 24:10.512							
13 1 2:28.279 43.846 1:05.393 39.040 226.9 35:31.867								10 1 2:32.171 44.544 1:07.612 40.015 218.6 26:42.683							
14 1 2:28.884 43.851 1:06.010 39.023 225.5 38:00.751								11 1 2:32.505 44.851 1:07.958 39.696 219.1 29:15.188							
15 1 2:31.822 43.878 1:08.163 39.781 224.5 40:32.573								12 1 5:54.543 4:07.085 1:07.707 39.751 208.1 35:09.731							
16 1 2:30.474 43.963 1:07.204 39.307 223.1 43:03.047								13 1 2:31.444 44.464 1:07.425 39.555 221.3 37:41.175							
17 1 4:44.118 2:48.005 1:13.094 43.019 208.9 47:47.165								14 1 2:31.309 44.278 1:07.304 39.727 220.9 40:12.484							
<b>7</b> Radical Works Team 1.Auðunn S. GUÐMUNDSSON SR3 RSX Solo								15 1 2:31.664 44.356 1:07.774 39.534 220.0 42:44.148							
1 1 5:28.569 3:18.668 1:27.151 42.750 112.3 5:28.569								16 1 2:33.857 44.428 1:09.590 39.839 219.5 45:18.005							
2 1 2:36.424 45.776 1:10.960 39.688 218.6 8:04.993								17 1 2:30.358 <b>44.233</b> 1:06.579 39.546 220.4 47:48.363							
3 1 2:33.158 44.892 1:08.719 39.547 220.9 10:38.151								18 1 <b>2:30.147</b> 44.310 <b>1:06.513</b> <b>39.324</b> 221.8 50:18.510							
4 1 2:33.042 44.672 1:08.906 39.464 220.9 13:11.193								<b>11</b> Hart GT 1.Jac CONSTABLE SR3 RSX Solo							
5 1 <b>2:30.822</b> 44.361 1:07.144 39.317 221.8 15:42.015								1 1 4:14.692 2:22.046 1:12.617 40.029 202.2 4:14.692							
6 1 2:31.846 44.533 1:07.838 39.475 221.3 18:13.861								2 1 2:32.936 44.957 1:08.052 39.927 222.2 6:47.628							
7 1 2:31.543 44.286 1:07.767 39.490 221.3 20:45.404								3 1 2:29.800 44.420 1:05.834 39.546 217.3 9:17.428							
8 1 2:31.061 <b>44.168</b> 1:07.671 <b>39.222</b> 222.2 23:16.465								4 1 2:28.599 44.181 1:05.151 39.267 221.3 11:46.027							
9 1 2:31.203 44.204 1:07.543 39.456 221.8 25:47.668								5 1 2:30.454 45.322 1:05.838 39.294 216.9 14:16.481							
10 1 6:05.029 4:14.583 1:10.738 39.708 203.8 31:52.697								6 1 2:39.495 44.341 1:13.468 41.686 220.9 16:55.976							
11 1 2:32.076 44.392 1:08.136 39.548 224.1 34:24.773								7 1 2:28.914 44.637 1:05.114 <b>39.163</b> 220.4 19:24.890							
12 1 2:31.958 44.342 1:08.129 39.487 224.5 36:56.731								8 1 2:28.664 44.150 <b>1:04.970</b> 39.544 221.8 21:53.554							
13 1 2:31.031 44.225 1:07.460 39.346 223.1 39:27.762								9 1 2:28.661 44.076 1:05.246 39.339 220.9 24:22.215							
14 1 2:58.582 45.006 1:23.880 49.696 213.0 42:26.344								10 1 8:26.178 6:40.491 1:06.359 39.328 213.4 32:48.393							
15 1 2:31.220 44.618 1:07.326 39.276 220.4 44:57.564								11 1 2:29.220 44.262 1:05.729 39.229 223.1 35:17.613							



# RADICAL CHALLENGE CHAMPIONSHIP

## SPA EURO RACE

### FREE PRACTICE 2

### Sector Analysis

■ Personal Best    
 ■ Session Best    
 ■ Crossing the finish line in the pit lane

Lap	D	Time	Sector 1	Sector 2	Sector 3	T.Spd	Elapsed	Lap	D	Time	Sector 1	Sector 2	Sector 3	T.Spd	Elapsed
12	1	2:28.397	44.116	1:05.099	39.182	223.1	37:46.010	10	1	2:32.852	45.251	1:07.381	40.220	215.1	27:21.877
13	1	2:28.823	43.979	1:05.496	39.348	222.7	40:14.833	11	1	2:34.144	45.210	1:07.718	41.216	215.6	29:56.021
14	1	2:29.776	43.885	1:06.487	39.404	221.3	42:44.609	12	1	2:34.163	45.495	1:08.207	40.461	217.3	32:30.184
15	1	2:31.300	44.549	1:07.276	39.475	222.2	45:15.909	13	1	2:33.088	45.173	1:08.041	39.874	217.7	35:03.272
16	1	2:30.558	44.891	1:06.252	39.415	221.3	47:46.467	14	1	2:32.057	44.774	1:07.311	39.972	217.7	37:35.329
17	1	2:29.467	44.188	1:05.866	39.413	222.7	50:15.934	15	1	2:33.701	44.841	1:07.392	41.468	217.3	40:09.030

14 RAW Motorsports							SR3 RSX
1. John MACLEOD							Solo
1	1	3:27.163	1:18.970	1:23.496	44.697	150.0	3:27.163
2	1	2:37.852	46.942	1:09.938	40.972	216.9	6:05.015
3	1	2:33.758	45.397	1:08.581	39.780	219.1	8:38.773
4	1	3:57.574	2:09.710	1:08.278	39.586	210.5	12:36.347
5	1	2:31.718	45.520	1:06.655	39.543	219.5	15:08.065
6	1	2:30.796	44.264	1:07.034	39.498	220.0	17:38.861
7	1	2:29.926	44.010	1:06.431	39.485	221.3	20:08.787
8	1	2:29.965	44.698	1:05.964	39.303	221.3	22:38.752
9	1	2:28.885	44.305	1:05.412	39.168	220.4	25:07.637
10	1	2:29.257	43.967	1:05.397	39.893	220.4	27:36.894
11	1	2:30.762	45.414	1:05.961	39.387	220.0	30:07.656
12	1	5:08.478	3:23.269	1:06.154	39.055	213.4	35:16.134
13	1	2:28.612	43.959	1:05.541	39.112	221.3	37:44.746
14	1	2:28.284	43.861	1:05.429	38.994	220.9	40:13.030
15	1	2:31.829	44.126	1:08.434	39.269	221.8	42:44.859
16	1	2:31.280	44.529	1:07.508	39.243	222.2	45:16.139
17	1	2:29.329	44.273	1:05.557	39.499	219.5	47:45.468
18	1	2:29.207	44.512	1:05.451	39.244	220.4	50:14.675


23 360 Racing							SR3 RSX
1. Jason RISHOVER							Solo
1	1	3:33.165					3:33.165
2	1	2:38.786					6:11.951
3	1	2:31.696					8:43.647
4	1	2:30.119					11:13.766
5	1	2:30.040					13:43.806
6	1	2:30.291					16:14.097
7	1	2:29.222					18:43.319
8	1	2:28.884					21:12.203
9	1	2:28.422					23:40.625
10	1	2:28.347					26:08.972
11	1	8:12.457					34:21.429
12	1	2:28.607					36:50.036
13	1	2:28.515					39:18.551
14	1	2:28.507					41:47.058
15	1	2:28.116					44:15.174

24 RAW Motorsports							SR3 RSX
1. Peter BROOKES							Solo
1	1	4:00.962	1:54.690	1:20.370	45.902	154.9	4:00.962
2	1	2:41.793	47.872	1:12.113	41.808	213.0	6:42.755
3	1	2:37.497	46.711	1:10.505	40.281	212.6	9:20.252
4	1	2:32.963	45.168	1:07.625	40.170	217.7	11:53.215
5	1	2:34.354	45.498	1:08.604	40.252	216.4	14:27.569
6	1	2:35.058	45.702	1:09.175	40.181	215.6	17:02.627
7	1	2:35.545	45.372	1:09.516	40.657	216.4	19:38.172
8	1	2:33.818	45.492	1:07.686	40.640	216.0	22:11.990
9	1	2:37.035	45.169	1:11.516	40.350	216.0	24:49.025

25 360 Racing							SR3 RSX
1. Martin VERITY							Solo
1	1	3:20.100	1:07.753	1:26.130	46.217	158.8	3:20.100
2	1	2:44.133	49.006	1:11.455	43.672	216.9	6:04.233
3	1	2:37.241	45.920	1:11.062	40.259	221.3	8:41.474
4	1	6:38.105	4:45.274	1:12.112	40.719	198.2	15:19.579
5	1	2:36.901	45.659	1:11.327	39.915	220.0	17:56.480
6	1	2:30.575	44.386	1:07.087	39.102	222.7	20:27.055
7	1	2:30.571	44.168	1:06.573	39.830	224.5	22:57.626
8	1	2:28.884	43.981	1:05.853	39.050	223.6	25:26.510
9	1	2:30.976	43.806	1:07.587	39.583	223.6	27:57.486
10	1	2:29.905	44.017	1:06.643	39.245	223.6	30:27.391
11	1	2:29.523	44.132	1:06.210	39.181	225.5	32:56.914
12	1	2:34.202	44.014	1:07.424	42.764	226.4	35:31.116

28 RAW Motorsports							SR3 RSX
1. Elliot GOODMAN							Solo
1	1	3:09.740	1:06.870	1:19.467	43.403	173.9	3:09.740
2	1	2:37.712	45.649	1:10.145	41.918	220.4	5:47.452
3	1	2:33.156	44.516	1:08.559	40.081	221.3	8:20.608
4	1	2:32.594	45.181	1:07.755	39.658	222.7	10:53.202
5	1	2:30.895	44.151	1:07.252	39.492	222.2	13:24.097
6	1	2:30.418	44.161	1:06.673	39.584	221.8	15:54.515
7	1	8:38.456	6:47.254	1:10.954	40.248	203.0	24:32.971
8	1	2:30.621	44.305	1:06.941	39.375	221.8	27:03.592
9	1	2:29.793	44.103	1:06.323	39.367	222.2	29:33.385
10	1	2:30.000	44.108	1:06.400	39.492	222.7	32:03.385
11	1	2:29.825	44.285	1:06.035	39.505	222.7	34:33.210
12	1	2:29.426	44.267	1:05.753	39.406	222.7	37:02.636
13	1	2:30.607	44.305	1:06.524	39.778	221.8	39:33.243
14	1	2:31.173	44.169	1:07.166	39.838	221.3	42:04.416
15	1	4:26.057	2:35.909	1:08.377	41.771	203.4	46:30.473
16	1	2:30.266	44.167	1:06.307	39.792	220.4	49:00.739
17	1	2:30.086	44.351	1:06.172	39.563	221.8	51:30.825

31 RAW Motorsports							SR3 RSX
1. Rod GOODMAN							Solo
1	1	5:18.994	3:19.294	1:16.679	43.021	202.2	5:18.994
2	1	2:34.727	45.794	1:08.823	40.110	218.2	7:53.721
3	1	2:32.532	44.598	1:07.726	40.208	219.1	10:26.253
4	1	2:31.926	44.741	1:07.466	39.719	219.5	12:58.179
5	1	2:31.259	44.543	1:06.919	39.797	220.0	15:29.438
6	1	4:49.600	3:01.172	1:08.586	39.842	211.4	20:19.038
7	1	2:31.521	45.006	1:06.928	39.587	220.0	22:50.559
8	1	2:31.168	44.389	1:06.687	40.092	220.0	25:21.727
9	1	2:30.390	44.434	1:06.282	39.674	219.1	27:52.117
10	1	2:31.899	44.544	1:07.751	39.604	220.0	30:24.016




# RADICAL CHALLENGE CHAMPIONSHIP

## SPA EURO RACE

### FREE PRACTICE 2

## Sector Analysis

										Personal Best		Session Best		B Crossing the finish line in the pit lane	
Lap	D	Time	Sector 1	Sector 2	Sector 3	T.Spd	Elapsed	Lap	D	Time	Sector 1	Sector 2	Sector 3	T.Spd	Elapsed
11	1	2:31.316	44.564	1:06.905	39.847	220.9	32:55.332	5	1	2:40.169	45.548	1:13.013	41.608	218.6	14:55.946
12	1	2:35.675	44.413	1:11.716	39.546	222.7	35:31.007	6	1	2:40.782	45.414	1:13.495	41.873	217.7	17:36.728
13	1	2:32.490	44.471	1:08.439	39.580	220.9	38:03.497	7	1	2:41.616	46.439	1:13.361	41.816	215.6	20:18.344
14	1	2:31.120	44.429	1:07.183	39.508	220.4	40:34.617	8	1	2:39.114	45.955	1:12.181	40.978	212.6	22:57.458
15	1	2:30.981	44.315	1:07.106	39.560	219.5	43:05.598	9	1	2:39.742	45.733	1:12.630	41.379	219.5	25:37.200
16	1	2:31.160	44.479	1:06.922	39.759	219.5	45:36.758	10	1	2:38.687	45.581	1:11.693	41.413	218.2	28:15.887
17	1	2:30.971	44.556	1:06.827	39.588	218.6	48:07.729	11	1	2:40.524	45.637	1:13.802	41.085	217.7	30:56.411
18	1	2:30.756	44.490	1:06.684	39.582	220.4	50:38.485	12	1	2:38.228	45.557	1:11.627	41.044	219.5	33:34.639
<b>32</b> 360 Racing 1.Sam MOORES							SR3 RSX Solo	13	1	2:37.431	45.472	1:10.584	41.375	220.0	36:12.070
1	1	3:11.091	1:09.716	1:19.069	42.306	178.8	3:11.091	14	1	2:37.756	45.710	1:11.154	40.892	217.3	38:49.826
2	1	2:39.129	46.452	1:10.110	42.567	213.9	5:50.220	15	1	2:36.743	44.907	1:11.007	40.829	219.5	41:26.569
3	1	2:34.578	45.587	1:08.665	40.326	215.1	8:24.798	16	1	2:36.140	44.871	1:10.455	40.814	217.7	44:02.709
4	1	2:33.733	45.212	1:07.914	40.607	216.4	10:58.531	17	1	2:36.601	44.805	1:11.344	40.452	218.6	46:39.310
5	1	2:32.593	45.005	1:07.563	40.025	215.6	13:31.124	18	1	2:36.253	44.703	1:11.131	40.419	218.2	49:15.563
6	1	2:32.376	45.076	1:07.235	40.065	215.1	16:03.500	19	1	2:36.683	44.849	1:11.313	40.521	219.1	51:52.246
7	1	2:35.007	45.246	1:09.543	40.218	214.7	18:38.507	<b>55</b> Lanan Racing 1.Chris HEADLAM 2.Daniel HEADLAM SR3 RSX Team							
8	1	2:33.461	45.532	1:07.239	40.690	214.3	21:11.968	1	1	4:00.094	1:45.461	1:24.951	49.682	151.9	4:00.094
9	1	2:33.650	45.732	1:07.854	40.064	216.9	23:45.618	2	1	2:43.818	48.183	1:15.010	40.625	216.9	6:43.912
10	1	2:32.835	45.505	1:07.224	40.106	215.1	26:18.453	3	1	2:39.216	49.108	1:10.417	39.691	187.8	9:23.128
11	1	5:19.568	3:30.953	1:08.237	40.378	207.7	31:38.021	4	1	2:35.672	45.802	1:10.173	39.697	220.4	11:58.800
12	1	2:32.497	45.255	1:07.308	39.934	216.4	34:10.518	5	1	2:34.047	45.099	1:09.417	39.531	221.8	14:32.847
13	1	2:31.895	45.236	1:06.798	39.861	216.9	36:42.413	6	1	2:34.276	45.127	1:09.840	39.309	221.8	17:07.123
14	1	2:31.773	45.212	1:06.625	39.936	215.6	39:14.186	7	1	2:35.188	45.151	1:09.048	40.989	221.8	19:42.311
15	1	2:33.836	45.370	1:07.480	40.986	215.1	41:48.022	8	1	2:32.435	44.878	1:08.173	39.384	222.2	22:14.746
16	1	2:31.829	45.015	1:06.991	39.823	215.6	44:19.851	9	1	2:35.576	45.076	1:10.797	39.703	221.8	24:50.322
17	1	2:32.215	45.130	1:06.773	40.312	214.7	46:52.066	10	1	2:32.116	45.163	1:07.455	39.498	222.2	27:22.438
18	1	2:33.468	45.009	1:08.604	39.855	215.6	49:25.534	11	1	5:52.674	4:01.996	1:10.433	40.245	208.9	33:15.112
19	1	2:31.500	45.091	1:06.447	39.962	216.0	51:57.034	12	1	2:33.980	45.243	1:08.480	40.257	221.8	35:49.092
<b>33</b> Radical Works Team 1.Anton ZAKHAROV 2.Amir FEYZULLIN							SR3 RSX Team	13	1	2:44.900	44.651	1:07.190	53.059	223.6	38:33.992
1	1	6:41.745	4:31.706	1:21.723	48.316	163.6	6:41.745	14	1	2:32.547	45.071	1:07.892	39.584	222.2	41:06.539
2	1	2:48.472	52.329	1:14.451	41.692	176.2	9:30.217	15	1	2:32.813	45.268	1:07.568	39.977	220.4	43:39.352
3	1	2:42.154	47.821	1:13.254	41.079	214.7	12:12.371	16	1	2:31.598	44.616	1:06.979	40.003	220.9	46:10.950
4	1	2:39.255	46.181	1:12.161	40.913	219.1	14:51.626	17	1	2:30.368	44.463	1:06.349	39.556	220.9	48:41.318
5	1	2:38.985	46.402	1:11.940	40.643	217.3	17:30.611	18	1	2:31.371	44.792	1:06.605	39.974	223.1	51:12.689
6	1	2:37.914	45.585	1:12.115	40.214	218.6	20:08.525	<b>64</b> RAW Motorsports 1.Mark HIGNETT SR3 RSX Solo							
7	1	2:37.675	46.030	1:11.152	40.493	217.7	22:46.200	1	1	3:16.643	1:08.960	1:24.028	43.655	165.6	3:16.643
8	1	2:35.988	45.018	1:09.839	41.131	220.4	25:22.188	2	1	2:44.164	46.823	1:13.684	43.657	217.7	6:00.807
9	1	2:37.194	45.231	1:10.958	41.005	219.5	27:59.382	3	1	2:37.086	45.613	1:11.078	40.395	219.1	8:37.893
10	1	2:36.468	44.828	1:11.479	40.161	220.9	30:35.850	4	1	2:35.169	45.129	1:10.055	39.985	220.0	11:13.062
11	1	2:37.163	46.156	1:10.149	40.858	217.3	33:13.013	5	1	2:34.987	44.971	1:10.094	39.922	197.8	13:48.049
12	1	5:15.771	3:22.086	1:12.658	41.027	203.8	38:28.784	6	1	2:33.843	44.401	1:09.442	40.000	222.7	16:21.892
13	1	2:41.683	46.665	1:14.155	40.863	215.1	41:10.467	7	1	2:33.203	44.610	1:08.837	39.756	222.2	18:55.095
14	1	2:37.097	45.904	1:10.674	40.519	215.6	43:47.564	8	1	2:32.692	44.400	1:08.405	39.887	223.1	21:27.787
15	1	2:37.090	46.033	1:10.261	40.796	216.0	46:24.654	9	1	2:32.637	44.221	1:08.385	40.031	223.1	24:00.424
16	1	2:35.420	45.432	1:09.599	40.389	216.9	49:00.074	10	1	2:36.208	44.632	1:08.298	43.278	221.8	26:36.632
17	1	2:35.763	47.518	1:08.494	39.751	219.1	51:35.837	11	1	5:15.473	3:24.493	1:11.006	39.974	207.3	31:52.105
<b>35</b> Breakell Racing 1.Grant DALTON							SR3 RSX Solo	12	1	2:32.222	44.222	1:08.484	39.516	223.6	34:24.327
1	1	4:02.896	1:40.478	1:29.043	53.375	123.9	4:02.896	13	1	2:31.802	44.253	1:08.093	39.456	224.1	36:56.129
2	1	2:48.952	49.793	1:16.104	43.055	214.3	6:51.848	14	1	2:31.328	44.304	1:07.538	39.486	222.2	39:27.457
3	1	2:42.398	46.328	1:14.167	41.903	216.4	9:34.246	15	1	2:32.238	44.631	1:07.890	39.717	223.1	41:59.695
4	1	2:41.531	46.253	1:13.764	41.514	217.3	12:15.777	16	1	2:32.254	44.201	1:08.241	39.812	222.2	44:31.949
								17	1	2:31.415	44.064	1:07.822	39.529	221.3	47:03.364
								18	1	2:34.586	45.943	1:09.257	39.386	206.9	49:37.950



# RADICAL CHALLENGE CHAMPIONSHIP


## SPA EURO RACE

### FREE PRACTICE 2

### Sector Analysis

■ Personal Best    
 ■ Session Best    
 ■ Crossing the finish line in the pit lane

Lap	D	Time	Sector 1	Sector 2	Sector 3	T.Spd	Elapsed	Lap	D	Time	Sector 1	Sector 2	Sector 3	T.Spd	Elapsed	
<b>66</b>	<b>Scorpio</b> 1. Brian CAUDWELL							SR3 RSX Solo	8	1	2:31.129	44.271	1:07.511	39.347	223.6	24:30.196
1	1	7:59.907	B 1:39.504	1:21.946	4:58.457	146.9	7:59.907	9	1	2:30.442	44.212	1:06.520	39.710	220.9	27:00.638	
2	1	9:58.879	8:00.526	1:17.159	41.194	183.1	17:58.786	10	1	2:31.726	45.801	1:06.555	39.370	220.9	29:32.364	
3	1	2:35.540	45.477	1:09.918	40.145	222.7	20:34.326	11	1	2:30.024	44.053	1:06.596	39.375	222.2	32:02.388	
4	1	2:38.676	51.038	1:08.241	39.397	220.9	23:13.002	12	1	5:28.943	3:34.021	1:14.981	39.941	208.5	37:31.331	
5	1	2:32.838	45.001	1:07.940	39.897	223.1	25:45.840	13	1	2:29.922	44.245	1:06.249	39.428	221.3	40:01.253	
6	1	6:21.338	4:21.254	1:17.999	42.085	189.5	32:07.178	14	1	2:30.106	44.344	1:06.101	39.661	221.3	42:31.359	
7	1	2:32.331	45.450	1:07.605	39.276	222.2	34:39.509	15	1	2:30.028	44.301	1:06.362	39.365	220.9	45:01.387	
8	1	2:29.440	44.121	1:06.332	38.987	223.1	37:08.949	16	1	2:30.442	44.014	1:06.546	39.882	220.9	47:31.829	
9	1	2:28.615	43.861	1:05.898	38.856	222.7	39:37.564	17	1	2:30.609	44.040	1:06.808	39.761	222.7	50:02.438	
10	1	2:29.259	43.738	1:06.516	39.005	223.1	42:06.823	<b>111</b> <b>Valour Racing</b> 1. Jon MACRAE							SR3 RSX Solo	
11	1	2:28.802	43.755	1:06.093	38.954	221.3	44:35.625	1	1	12:51.656	...	1:24.033	43.830	159.3	12:51.656	
12	1	2:28.864	43.782	1:06.168	38.914	222.2	47:04.489	2	1	2:39.886	47.651	1:12.468	39.767	217.7	15:31.542	
13	1	2:31.085	43.993	1:08.019	39.073	221.8	49:35.574	3	1	2:32.401	44.647	1:08.236	39.518	222.2	18:03.943	
14	1	2:28.706	43.773	1:05.927	39.006	223.1	52:04.280	4	1	2:30.790	44.561	1:07.016	39.213	222.7	20:34.733	
<b>88</b> <b>360 Racing</b> 1. John HARRISON								SR3 RSX Solo	5	1	2:32.908	45.690	1:07.960	39.258	224.1	23:07.641
1	1	3:43.960	1:17.842	1:41.864	44.254	108.8	3:43.960	6	1	2:28.573	43.867	1:05.617	39.089	224.1	25:36.214	
2	1	2:40.686	45.608	1:13.872	41.206	217.3	6:24.646	7	1	4:18.192	2:32.244	1:06.689	39.259	212.6	29:54.406	
3	1	2:34.427	44.892	1:09.224	40.311	217.3	8:59.073	8	1	2:29.679	44.238	1:05.971	39.470	223.6	32:24.085	
4	1	2:31.803	44.950	1:06.978	39.875	217.3	11:30.876	9	1	2:28.526	44.064	1:05.387	39.075	224.5	34:52.611	
5	1	2:32.156	45.203	1:06.793	40.160	216.4	14:03.032	10	1	2:29.020	44.037	1:05.930	39.053	224.1	37:21.631	
<b>94</b> <b>RAW Motorsports</b> 1. Olli MARATEOTTO JR 2. Marcello MARATEOTTO								SR3 RSX Team	11	1	2:28.716	43.966	1:05.558	39.192	223.1	39:50.347
1	1	3:28.884	1:10.527	1:31.570	46.787	145.9	3:28.884	12	1	2:28.300	43.913	1:05.358	39.029	222.7	42:18.647	
2	1	2:49.527	48.132	1:17.413	43.982	213.4	6:18.411	13	1	2:28.330	44.088	1:05.122	39.120	222.7	44:46.977	
3	1	2:42.436	46.285	1:14.391	41.760	215.6	9:00.847	14	1	2:28.383	43.951	1:05.197	39.235	221.8	47:15.360	
4	1	2:40.424	46.327	1:12.973	41.124	216.4	11:41.271	15	1	2:33.453	43.998	1:08.887	40.568	223.6	49:48.813	
5	1	2:39.935	45.429	1:13.333	41.173	217.3	14:21.206	<b>99</b> <b>Valour Racing</b> 1. Kasper JENSEN							SR3 RSX Solo	
6	1	2:39.798	45.549	1:13.455	40.794	217.3	17:01.004	1	1	6:03.326	3:59.172	1:17.678	46.476	182.4	6:03.326	
7	1	2:49.665	B 45.431	1:13.777	50.457	217.3	19:50.669	2	1	2:43.042	45.985	1:14.542	42.515	218.2	8:46.368	
8	1	2:57.997	1:03.195	1:13.995	40.807	208.9	22:48.666	3	1	2:34.417	44.930	1:09.467	40.020	221.3	11:20.785	
9	1	5:35.219	3:40.641	1:13.506	41.072	207.7	28:23.885	4	1	2:46.365	44.436	1:07.522	54.407	221.3	14:07.150	
10	1	2:38.847	45.716	1:12.030	41.101	217.7	31:02.732	5	1	2:33.859	45.007	1:09.274	39.578	220.9	16:41.009	
11	1	2:39.713	45.866	1:13.043	40.804	216.9	33:42.445	6	1	2:40.171	44.392	1:06.626	49.153	220.4	19:21.180	
12	1	2:37.096	45.181	1:11.808	40.107	219.5	36:19.541	7	1	2:37.887	44.591	1:06.593	46.703	222.2	21:59.067	
13	1	2:37.503	45.311	1:11.959	40.233	217.3	38:57.044									
14	1	2:37.238	45.084	1:11.738	40.416	218.6	41:34.282									
15	1	2:36.685	45.042	1:11.299	40.344	217.3	44:10.967									
16	1	2:38.737	44.849	1:13.431	40.457	217.7	46:49.704									
17	1	2:37.632	44.799	1:11.974	40.859	217.7	49:27.336									
18	1	2:35.981	45.243	1:10.824	39.914	220.0	52:03.317									



# RADICAL CHALLENGE CHAMPIONSHIP

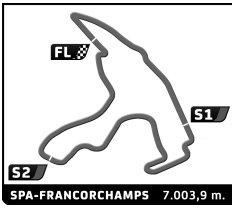
## SPA EURO RACE

### FREE PRACTICE

#### Classification

No Drivers	Team	Cl.	FP1	FP2	Time	Gap
1 5 J. DE SADELEER	360 Racing	Solo	<b>2:26.192</b>	2:28.164	<b>2:26.192</b>	
2 4 D. JACKSON	RAW Motorsports	Solo	2:26.917	<b>2:26.847</b>	<b>2:26.847</b>	0.655 0.655
3 11 J. CONSTABLE	Hart GT	Solo	<b>2:27.319</b>	2:28.397	<b>2:27.319</b>	1.127 0.472
4 10 J. CAUDWELL	Scorpio	Solo	<b>2:27.460</b>	2:30.147	<b>2:27.460</b>	1.268 0.141
5 66 B. CAUDWELL	Scorpio	Solo	<b>2:27.878</b>	2:28.615	<b>2:27.878</b>	1.686 0.418
6 23 J. RISHOVER	360 Racing	Solo	2:30.241	<b>2:28.116</b>	<b>2:28.116</b>	1.924 0.238
7 14 J. MACLEOD	RAW Motorsports	Solo	2:28.862	<b>2:28.284</b>	<b>2:28.284</b>	2.092 0.168
8 111 J. MACRAE	Valour Racing	Solo	2:52.337	<b>2:28.300</b>	<b>2:28.300</b>	2.108 0.016
9 88 J. HARRISON	360 Racing	Solo	<b>2:28.317</b>	2:31.803	<b>2:28.317</b>	2.125 0.017
10 31 R. GOODMAN	RAW Motorsports	Solo	<b>2:28.837</b>	2:30.390	<b>2:28.837</b>	2.645 0.520
11 25 M. VERITY	360 Racing	Solo	2:37.837	<b>2:28.884</b>	<b>2:28.884</b>	2.692 0.047
12 8 S. BOURNE	RAW Motorsports	Solo	<b>2:29.193</b>	2:29.273	<b>2:29.193</b>	3.001 0.309
13 28 E. GOODMAN	RAW Motorsports	Solo	2:31.260	<b>2:29.426</b>	<b>2:29.426</b>	3.234 0.233
14 99 K. JENSEN	Valour Racing	Solo	2:30.889	<b>2:29.922</b>	<b>2:29.922</b>	3.730 0.496
15 55 C. HEADLAM / D. HEADLAM	Lanan Racing	Team	2:30.752	<b>2:30.368</b>	<b>2:30.368</b>	4.176 0.446
16 7 A. S. GUÐMUNDSSON	Radical Works Team	Solo	2:31.593	<b>2:30.822</b>	<b>2:30.822</b>	4.630 0.454
17 32 S. MOORES	360 Racing	Solo	<b>2:30.980</b>	2:31.500	<b>2:30.980</b>	4.788 0.158
18 64 M. HIGNETT	RAW Motorsports	Solo	2:34.056	<b>2:31.328</b>	<b>2:31.328</b>	5.136 0.348
19 24 P. BROOKES	RAW Motorsports	Solo	2:32.942	<b>2:32.057</b>	<b>2:32.057</b>	5.865 0.729
20 94 O. MARATEOTTO JR / M. MARATEOTTO	RAW Motorsports	Team	<b>2:32.249</b>	2:35.981	<b>2:32.249</b>	6.057 0.192
21 33 A. ZAKHAROV / A. FEYZULLIN	Radical Works Team	Team	2:42.622	<b>2:35.420</b>	<b>2:35.420</b>	9.228 3.171
22 35 G. DALTON	Breakell Racing	Solo	2:40.121	<b>2:36.140</b>	<b>2:36.140</b>	9.948 0.720

Race Director	Timekeeper:
---------------	-------------



# RADICAL CHALLENGE CHAMPIONSHIP

## SPA EURO RACE

### QUALIFYING

### Final Classification

No Drivers	Team	Car	Cl.	Time	Lap Total	Gap	Kph
1 5 J. DE SADELEER	360 Racing	SR3 RSX	Solo	<b>2:25.514</b>	5 8		173.3
2 4 D. JACKSON	RAW Motorsports	SR3 RSX	Solo	<b>2:26.460</b>	5 8	+0.946 +0.946	172.2
3 23 J. RISHOVER	360 Racing	SR3 RSX	Solo	<b>2:27.326</b>	6 8	+1.812 +0.866	171.1
4 66 B. CAUDWELL	Scorpio	SR3 RSX	Solo	<b>2:27.802</b>	6 8	+2.288 +0.476	170.6
5 11 J. CONSTABLE	Hart GT	SR3 RSX	Solo	<b>2:27.870</b>	6 8	+2.356 +0.068	170.5
6 111 J. MACRAE	Valour Racing	SR3 RSX	Solo	<b>2:28.267</b>	5 8	+2.753 +0.397	170.1
7 28 E. GOODMAN	RAW Motorsports	SR3 RSX	Solo	<b>2:28.669</b>	7 8	+3.155 +0.402	169.6
8 14 J. MACLEOD	RAW Motorsports	SR3 RSX	Solo	<b>2:28.797</b>	4 5	+3.283 +0.128	169.5
9 10 J. CAUDWELL	Scorpio	SR3 RSX	Solo	<b>2:29.219</b>	8 8	+3.705 +0.422	169.0
10 7 A. S. GUÐMUNDSSON	Radical Works Team	SR3 RSX	Solo	<b>2:29.236</b>	7 7	+3.722 +0.017	169.0
11 99 K. JENSEN	Valour Racing	SR3 RSX	Solo	<b>2:29.527</b>	6 7	+4.013 +0.291	168.6
12 31 R. GOODMAN	RAW Motorsports	SR3 RSX	Solo	<b>2:29.549</b>	7 8	+4.035 +0.022	168.6
13 8 S. BOURNE	RAW Motorsports	SR3 RSX	Solo	<b>2:29.745</b>	8 8	+4.231 +0.196	168.4
14 25 M. VERITY	360 Racing	SR3 RSX	Solo	<b>2:30.095</b>	5 5	+4.581 +0.350	168.0
15 24 P. BROOKES	RAW Motorsports	SR3 RSX	Solo	<b>2:30.268</b>	6 8	+4.754 +0.173	167.8
16 64 M. HIGNETT	RAW Motorsports	SR3 RSX	Solo	<b>2:30.605</b>	8 8	+5.091 +0.337	167.4
17 55 C. HEADLAM / D. HEADLAM	Lanan Racing	SR3 RSX	Team	<b>2:31.439</b>	6 7	+5.925 +0.834	166.5
18 94 O. MARATEOTTO JR / M. MARATEOTTO	RAW Motorsports	SR3 RSX	Team	<b>2:32.573</b>	7 7	+7.059 +1.134	165.3
19 35 G. DALTON	Breakell Racing	SR3 RSX	Solo	<b>2:34.338</b>	7 7	+8.824 +1.765	163.4
20 33 A. ZAKHAROV / A. FEYZULLIN	Radical Works Team	SR3 RSX	Team	<b>2:35.431</b>	6 6	+9.917 +1.093	162.2

■ Not classified

88 J. HARRISON

360 Racing SR3 RSX Solo

**Fastest Lap:** Lap 5 Jerome DE SADELEER **2:25.514** 173.3 Kph

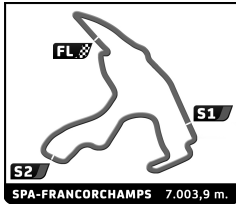
TIMES REVISED BY THE STEWARDS DUE TO ORGANISATION ERROR

Published at: .....

Track Status: **DRY**

<b>Stewards</b>	<b>Timekeeper:</b>
-----------------	--------------------





**RADICAL CHALLENGE CHAMPIONSHIP**  
**SPA EURO RACE**  
**QUALIFYING**

Provisional Classification by 2nd Fastest Lap

No Drivers	Team	Car	Cl.	Time	Gap
1 5 J. DE SADELEER	360 Racing	SR3 RSX	Solo	<b>2:25.757</b>	-
2 4 D. JACKSON	RAW Motorsports	SR3 RSX	Solo	<b>2:26.615</b>	+0.858 +0.858
3 23 J. RISHOVER	360 Racing	SR3 RSX	Solo	<b>2:27.455</b>	+1.698 +0.840
4 66 B. CAUDWELL	Scorpio	SR3 RSX	Solo	<b>2:28.164</b>	+2.407 +0.709
5 111 J. MACRAE	Valour Racing	SR3 RSX	Solo	<b>2:28.286</b>	+2.529 +0.122
6 11 J. CONSTABLE	Hart GT	SR3 RSX	Solo	<b>2:28.372</b>	+2.615 +0.086
7 28 E. GOODMAN	RAW Motorsports	SR3 RSX	Solo	<b>2:28.821</b>	+3.064 +0.449
8 10 J. CAUDWELL	Scorpio	SR3 RSX	Solo	<b>2:29.533</b>	+3.776 +0.712
9 14 J. MACLEOD	RAW Motorsports	SR3 RSX	Solo	<b>2:29.615</b>	+3.858 +0.082
10 7 A. S. GUBMUNDSSON	Radical Works Team	SR3 RSX	Solo	<b>2:29.648</b>	+3.891 +0.033
11 31 R. GOODMAN	RAW Motorsports	SR3 RSX	Solo	<b>2:29.713</b>	+3.956 +0.065
12 8 S. BOURNE	RAW Motorsports	SR3 RSX	Solo	<b>2:29.847</b>	+4.090 +0.134
13 99 K. JENSEN	Valour Racing	SR3 RSX	Solo	<b>2:30.425</b>	+4.668 +0.578
14 64 M. HIGNETT	RAW Motorsports	SR3 RSX	Solo	<b>2:30.876</b>	+5.119 +0.451
15 24 P. BROOKES	RAW Motorsports	SR3 RSX	Solo	<b>2:30.954</b>	+5.197 +0.078
16 25 M. VERITY	360 Racing	SR3 RSX	Solo	<b>2:31.031</b>	+5.274 +0.077
17 94 O. MARATEOTTO JR / M. MARATEOTTO	RAW Motorsports	SR3 RSX	Team	<b>2:35.036</b>	+9.279 +4.005
18 35 G. DALTON	Breakell Racing	SR3 RSX	Solo	<b>2:35.841</b>	+10.084 +0.805
19 33 A. ZAKHAROV / A. FEYZULLIN	Radical Works Team	SR3 RSX	Team	<b>2:38.631</b>	+12.874 +2.790
20 55 C. HEADLAM / D. HEADLAM	Lanan Racing	SR3 RSX	Team	<b>2:38.807</b>	+13.050 +0.176
21 88 J. HARRISON	360 Racing	SR3 RSX	Solo		

**Fastest Lap:** Lap 5 | Jerome DE SADELEER | **2:25.514** | 173.3 Kph

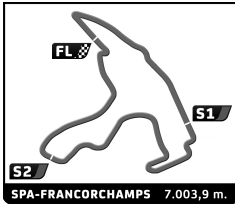
TIMES REVISED BY THE STEWARDS DUE TO ORGANISATION ERROR

Published at: .....

Track Status: **DRY**

Race Director

Timekeeper:



# RADICAL CHALLENGE CHAMPIONSHIP


## SPA EURO RACE

### QUALIFYING

### Best Sector Times

Sector 1		Sector 2		Sector 3		No Team	Class	Ideal Lap	Best Lap
No Driver	Time	No Driver	Time	No Driver	Time				
1	111 J.MACRAE	43.370	5 J.DE SADELEER 1:03.478	5 J.DE SADELEER	38.517	1	5 360 Racing	Solo	2:25.389 2:25.514 (1)
2	5 J.DE SADELEER	43.394	4 D.JACKSON 1:03.759	4 D.JACKSON	38.713	2	4 RAW Motorsports	Solo	2:26.100 2:26.460 (2)
3	66 B.CAUDWELL	43.566	11 J.CONSTABLE 1:04.509	66 B.CAUDWELL	38.821	3	11 Hart GT	Solo	2:27.704 2:27.870 (5)
4	4 D.JACKSON	43.628	28 E.GOODMAN 1:05.167	111 J.MACRAE	38.867	4	66 Scorpio	Solo	2:27.715 2:27.802 (4)
5	14 J.MACLEOD	43.832	66 B.CAUDWELL 1:05.328	7 <sup>A.S. GUEMUNDSSON</sup>	39.148	5	111 Valour Racing	Solo	2:27.732 2:28.267 (6)
6	10 J.CAUDWELL	43.837	111 J.MACRAE 1:05.495	25 M.VERITY	39.209	6	28 RAW Motorsports	Solo	2:28.610 2:28.669 (7)
7	11 J.CONSTABLE	43.899	14 J.MACLEOD 1:05.518	14 J.MACLEOD	39.271	7	14 RAW Motorsports	Solo	2:28.621 2:28.797 (8)
8	99 K.JENSEN	43.924	8 S.BOURNE 1:05.582	99 K.JENSEN	39.281	8	7 Radical Works Team	Solo	2:28.998 2:29.236 (10)
9	7 <sup>A.S. GUEMUNDSSON</sup>	43.954	10 J.CAUDWELL 1:05.868	11 J.CONSTABLE	39.296	9	10 Scorpio	Solo	2:29.026 2:29.219 (9)
10	28 E.GOODMAN	43.955	7 <sup>A.S. GUEMUNDSSON</sup> 1:05.896	10 J.CAUDWELL	39.321	10	99 Valour Racing	Solo	2:29.288 2:29.527 (11)
11	64 M.HIGNETT	43.968	31 R.GOODMAN 1:05.982	64 M.HIGNETT	39.433	11	8 RAW Motorsports	Solo	2:29.446 2:29.745 (13)
12	31 R.GOODMAN	44.025	99 K.JENSEN 1:06.083	31 R.GOODMAN	39.482	12	31 RAW Motorsports	Solo	2:29.489 2:29.549 (12)
13	25 M.VERITY	44.051	24 P.BROOKES 1:06.091	28 E.GOODMAN	39.488	13	25 360 Racing	Solo	2:30.095 2:30.095 (14)
14	8 S.BOURNE	44.199	94 <sup>M.MARATEOTTO</sup> 1:06.482	8 S.BOURNE	39.665	14	24 RAW Motorsports	Solo	2:30.150 2:30.268 (15)
15	94 <sup>M.MARATEOTTO</sup>	44.250	25 M.VERITY 1:06.835	24 P.BROOKES	39.726	15	94 RAW Motorsports	Team	2:30.466 2:32.573 (17)
16	55 C.HEADLAM	44.293	64 M.HIGNETT 1:07.134	94 <sup>O.MARATEOTTO JR</sup>	39.734	16	64 RAW Motorsports	Solo	2:30.535 2:30.605 (16)
17	24 P.BROOKES	44.333	55 C.HEADLAM 1:07.874	55 C.HEADLAM	39.887	17	55 Lanan Racing	Team	2:32.054 4:15.524 (20)
18	33 A.FEYZULLIN	44.518	35 G.DALTON 1:09.266	33 A.FEYZULLIN	39.969	18	33 Radical Works Team	Team	2:34.174 2:55.000 (19)
19	35 G.DALTON	44.610	33 A.ZAKHAROV 1:09.687	35 G.DALTON	40.341	19	35 Breakell Racing	Solo	2:34.217 2:34.338 (18)






## RADICAL CHALLENGE CHAMPIONSHIP

### SPA EURO RACE

### QUALIFYING

#### Best Top Speed

Team	Car	Class	Top Speed Driver	Top 1		Top 2		Top 3		Top 4		Top 5		
				Kph	Lap	Kph	Lap	Kph	Lap	Kph	Lap	Kph	Lap	Avg
5 360 Racing	SR3 RSX	Solo	J. DE SADELEER	226.9	8	225.9	7	225.5	6	224.5	5	223.1	4	225,2
111 Valour Racing	SR3 RSX	Solo	J. MACRAE	226.4	7	225.5	8	224.1	5	223.1	3	223.1	4	224,4
64 RAW Motorsports	SR3 RSX	Solo	M. HIGNETT	225.5	7	224.1	8	223.6	6	223.1	5	222.2	4	223,7
99 Valour Racing	SR3 RSX	Solo	K. JENSEN	224.5	6	224.1	7	222.2	4	220.4	3	200.0	5	218,2
11 Hart GT	SR3 RSX	Solo	J. CONSTABLE	224.1	7	223.1	8	221.8	6	221.3	2	221.3	5	222,3
25 360 Racing	SR3 RSX	Solo	M. VERITY	224.1	4	224.1	5	219.5	3	193.2	2	115.5	1	195,3
66 Scorio	SR3 RSX	Solo	B. CAUDWELL	224.1	7	223.1	5	223.1	6	222.7	8	221.3	4	222,9
7 Radical Works Team	SR3 RSX	Solo	A. S. GUBMUNDSSON	223.6	6	222.2	7	221.3	3	221.3	4	217.3	2	221,1
28 RAW Motorsports	SR3 RSX	Solo	E. GOODMAN	223.6	7	223.1	8	222.7	5	222.7	6	222.2	4	222,9
4 RAW Motorsports	SR3 RSX	Solo	D. JACKSON	223.1	7	223.1	8	221.8	5	220.9	4	220.4	6	221,9
10 Scorio	SR3 RSX	Solo	J. CAUDWELL	222.7	7	221.8	5	221.8	6	221.8	8	220.0	4	221,6
55 Lanan Racing	SR3 RSX	Team	C. HEADLAM	222.7	4	221.8	3	217.3	2	206.9	6	194.2	5	212,6
31 RAW Motorsports	SR3 RSX	Solo	R. GOODMAN	222.2	7	221.8	5	221.8	6	221.3	8	220.0	2	221,4
14 RAW Motorsports	SR3 RSX	Solo	J. MACLEOD	221.8	5	220.4	4	219.5	2	219.1	3	198.5	1	215,9
24 RAW Motorsports	SR3 RSX	Solo	P. BROOKES	221.8	7	220.4	5	220.4	6	220.4	8	218.6	4	220,3
94 RAW Motorsports	SR3 RSX	Team	M. MARATEOTTO	221.8	7	219.5	5	219.1	4	218.2	3	210.9	2	217,9
35 Breakell Racing	SR3 RSX	Solo	G. DALTON	220.4	7	219.1	5	218.6	3	218.2	4	214.3	2	218,1
33 Radical Works Team	SR3 RSX	Team	A. FEYZULLIN	220.4	4	219.1	3	216.0	2	209.7	5	207.3	6	214,5
8 RAW Motorsports	SR3 RSX	Solo	S. BOURNE	220.0	6	219.5	5	219.5	7	218.2	8	216.4	3	218,7
23 360 Racing	SR3 RSX	Solo	J. RISHOVER											
88 360 Racing	SR3 RSX	Solo												




# RADICAL CHALLENGE CHAMPIONSHIP

## SPA EURO RACE

### QUALIFYING

#### Fastest Lap Sequence

Elapsed	No Team	Car	Class	Driver	Time	Kph	Lap
4:59.560	5 360 Racing	SR3 RSX	Solo	Jerome DE SADELEER	<b>2:29.609</b>	168.5	2
7:26.947	5 360 Racing	SR3 RSX	Solo	Jerome DE SADELEER	<b>2:27.387</b>	171.1	3
9:53.192	5 360 Racing	SR3 RSX	Solo	Jerome DE SADELEER	<b>2:26.245</b>	172.4	4
12:18.706	5 360 Racing	SR3 RSX	Solo	Jerome DE SADELEER	<b>2:25.514</b>	173.3	5



# RADICAL CHALLENGE CHAMPIONSHIP


## SPA EURO RACE

### QUALIFYING

#### Sector Analysis

■ Personal Best   
 ■ Session Best   
 ■ Crossing the finish line in the pit lane

Lap D	Time	Sector 1	Sector 2	Sector 3	Kph	Elapsed	Lap D	Time	Sector 1	Sector 2	Sector 3	Kph	Elapsed		
<b>4</b>	<b>RAW Motorsports</b> 1. Dominik JACKSON						SR3 RSX Solo	1	1	2:36.848	44.428	1:12.525	39.895	158.0	2:36.848
1	1	2:42.493	46.962	1:15.339	40.192	152.5	2	1	2:29.807	44.357	1:06.154	39.296	168.3	5:06.655	
2	1	2:33.082	44.926	1:09.105	39.051	164.7	3	1	2:30.639	44.084	1:07.034	39.521	167.4	7:37.294	
3	1	2:27.724	44.111	1:04.589	39.024	170.7	4	1	2:28.418	43.969	1:05.089	39.360	169.9	10:05.712	
4	1	2:26.615	43.774	1:04.023	38.818	172.0	5	1	2:28.372	43.921	1:05.016	39.435	169.9	12:34.084	
5	1	2:26.460	43.988	1:03.759	38.713	172.2	6	1	2:27.870	43.993	1:04.509	39.368	170.5	15:01.954	
6	1	2:29.144	44.757	1:05.451	38.936	169.1	7	1	2:30.976	43.899	1:06.692	40.385	167.0	17:32.930	
7	1	2:27.602	43.628	1:03.988	39.986	170.8	8	1	2:29.331	44.492	1:05.347	39.492	168.8	20:02.261	
8	1	2:27.369	43.954	1:04.510	38.905	171.1									
<b>5</b>	<b>360 Racing</b> 1. Jerome DE SADELEER						SR3 RSX Solo	1	1	2:43.661	44.810	1:17.521	41.330	151.4	2:43.661
1	1	2:29.951	35.817	1:13.570	40.564	165.2	2	1	2:34.640	45.407	1:09.126	40.107	163.1	5:18.301	
2	1	2:29.609	44.438	1:06.102	39.069	168.5	3	1	2:30.128	44.365	1:06.404	39.359	168.0	7:48.429	
3	1	2:27.387	43.918	1:04.540	38.929	171.1	4	1	2:28.797	43.929	1:05.597	39.271	169.5	10:17.226	
4	1	2:26.245	43.557	1:03.819	38.869	172.4	5	1	2:29.615	43.832	1:05.518	40.265	168.5	12:46.841	
5	1	2:25.514	43.519	1:03.478	38.517	173.3									
6	1	2:25.815	43.394	1:03.699	38.722	172.9									
7	1	2:25.757	43.459	1:03.543	38.755	173.0									
8	1	2:26.214	43.485	1:03.921	38.808	172.4									
<b>7</b>	<b>Radical Works Team</b> 1. Auðunn S. GUÐMUNDSSON						SR3 RSX Solo	1	1	3:34.099	1:10.945	1:30.479	52.675	115.7	3:34.099
1	1	2:40.352	47.723	1:08.997	43.632	157.2	2	1	2:30.169	44.427	1:06.352	39.390	167.9	6:14.451	
2	1	2:30.169	44.427	1:06.352	39.390	167.9	3	1	3:00.010	43.954	1:06.091	1:09.965	140.1	11:44.630	
3	1	3:00.010	43.954	1:06.091	1:09.965	140.1	4	1	5:12.323	3:24.103	1:08.736	39.484	80.7	16:56.953	
4	1	5:12.323	3:24.103	1:08.736	39.484	80.7	5	1	2:29.648	44.099	1:06.097	39.452	168.5	19:26.601	
5	1	2:29.648	44.099	1:06.097	39.452	168.5	6	1	2:29.236	44.192	1:05.896	39.148	169.0	21:55.837	
6	1	2:29.236	44.192	1:05.896	39.148	169.0	7	1							
7	1														
<b>8</b>	<b>RAW Motorsports</b> 1. Spencer BOURNE						SR3 RSX Solo	1	1	2:32.264	38.483	1:12.781	41.000	162.7	2:32.264
1	1	2:32.264	38.483	1:12.781	41.000	162.7	2	1	2:33.078	45.355	1:07.803	39.920	164.7	5:05.342	
2	1	2:33.078	45.355	1:07.803	39.920	164.7	3	1	2:32.888	44.964	1:07.239	40.685	164.9	7:38.230	
3	1	2:32.888	44.964	1:07.239	40.685	164.9	4	1	2:31.352	44.372	1:07.167	39.813	166.6	10:09.582	
4	1	2:31.352	44.372	1:07.167	39.813	166.6	5	1	2:30.910	44.965	1:06.181	39.764	167.1	12:40.492	
5	1	2:30.910	44.965	1:06.181	39.764	167.1	6	1	2:30.339	44.199	1:06.341	39.799	167.7	15:10.831	
6	1	2:30.339	44.199	1:06.341	39.799	167.7	7	1	2:29.847	44.345	1:05.837	39.665	168.3	17:40.678	
7	1	2:29.847	44.345	1:05.837	39.665	168.3	8	1	2:29.745	44.410	1:05.582	39.753	168.4	20:10.423	
8	1	2:29.745	44.410	1:05.582	39.753	168.4									
<b>10</b>	<b>Scorpio</b> 1. John CAUDWELL						SR3 RSX Solo	1	1	2:41.764	44.029	1:16.993	40.742	153.2	2:41.764
1	1	2:41.764	44.029	1:16.993	40.742	153.2	2	1	2:43.925	45.667	1:10.017	48.241	153.8	5:25.689	
2	1	2:43.925	45.667	1:10.017	48.241	153.8	3	1	2:32.317	44.948	1:07.585	39.784	165.5	7:58.006	
3	1	2:32.317	44.948	1:07.585	39.784	165.5	4	1	2:31.726	44.155	1:07.613	39.958	166.2	10:29.732	
4	1	2:31.726	44.155	1:07.613	39.958	166.2	5	1	2:30.391	44.388	1:06.682	39.321	167.7	13:00.123	
5	1	2:30.391	44.388	1:06.682	39.321	167.7	6	1	2:29.548	44.084	1:06.022	39.442	168.6	15:29.671	
6	1	2:29.548	44.084	1:06.022	39.442	168.6	7	1	2:29.533	43.837	1:06.210	39.486	168.6	17:59.204	
7	1	2:29.533	43.837	1:06.210	39.486	168.6	8	1	2:29.219	43.896	1:05.868	39.455	169.0	20:28.423	
8	1	2:29.219	43.896	1:05.868	39.455	169.0									
<b>11</b>	<b>Hart GT</b> 1. Jac CONSTABLE						SR3 RSX Solo	1	1	2:45.977	46.405	1:17.136	42.436	149.3	2:45.977
1	1	2:45.977	46.405	1:17.136	42.436	149.3	2	1	2:35.084	45.947	1:08.823	40.314	162.6	5:21.061	
2	1	2:35.084	45.947	1:08.823	40.314	162.6	3	1	2:31.616	44.478	1:07.399	39.739	166.3	7:52.677	
3	1	2:31.616	44.478	1:07.399	39.739	166.3	4	1	2:30.335	44.081	1:06.525	39.729	167.7	10:23.012	
4	1	2:30.335	44.081	1:06.525	39.729	167.7	5	1	2:29.232	44.053	1:05.652	39.527	169.0	12:52.244	
5	1	2:29.232	44.053	1:05.652	39.527	169.0	6	1	2:29.198	44.032	1:05.633	39.533	169.0	15:21.442	
6	1	2:29.198	44.032	1:05.633	39.533	169.0	7	1	2:28.669	43.955	1:05.226	39.488	169.6	17:50.111	
7	1	2:28.669	43.955	1:05.226	39.488	169.6	8	1	2:28.821	44.061	1:05.167	39.593	169.4	20:18.932	
8	1	2:28.821	44.061	1:05.167	39.593	169.4									



# RADICAL CHALLENGE CHAMPIONSHIP


## SPA EURO RACE

### QUALIFYING

### Sector Analysis

■ Personal Best    
 ■ Session Best    
 ■ Crossing the finish line in the pit lane

Lap	D	Time	Sector 1	Sector 2	Sector 3	Kph	Elapsed	Lap	D	Time	Sector 1	Sector 2	Sector 3	Kph	Elapsed	
<b>31</b>		<b>RAW Motorsports</b> 1.Rod GOODMAN						SR3 RSX Solo	5	1	2:28.642	43.755	1:05.785	39.102	169.6	12:48.799
	1	2:46.378	47.960	1:15.860	42.558	148.9	2:46.378	6	1	2:27.802	43.566	1:05.387	38.849	170.6	15:16.601	
	2	2:35.061	45.748	1:09.216	40.097	162.6	5:21.439	7	1	2:29.667	43.679	1:06.130	39.858	168.5	17:46.268	
	3	2:32.070	44.703	1:07.696	39.671	165.8	7:53.509	8	1	2:28.164	44.015	1:05.328	38.821	170.2	20:14.432	
	4	2:30.645	44.400	1:06.578	39.667	167.4	10:24.154									
	5	2:29.903	44.279	1:06.008	39.616	168.2	12:54.057									
	6	2:29.713	44.025	1:06.206	39.482	168.4	15:23.770									
	7	2:29.549	44.069	1:05.982	39.498	168.6	17:53.319									
	8	2:29.963	44.241	1:06.222	39.500	168.1	20:23.282									
<b>33</b>		<b>Radical Works Team</b> 1.Anton ZAKHAROV 2.Amir FEYZULLIN						SR3 RSX Team								
	1	2:30.408	1:08.255	1:17.865	42.288	131.5	3:08.408									
	2	2:38.631	47.966	1:10.696	39.969	158.9	5:47.039									
	3	2:35.443	45.491	1:09.716	40.236	162.2	8:22.482									
	4	2:44.233	44.518	1:12.181	47.534	153.5	11:06.715									
	5	3:14.558	1:09.802	1:09.687	55.069	129.6	14:21.273									
	6	4:22.475	B 1:56.143	1:10.541	1:15.791	96.1	18:43.748									
<b>35</b>		<b>Breakell Racing</b> 1.Grant DALTON						SR3 RSX Solo								
	1	3:35.410	1:23.714	1:26.463	45.233	115.0	3:35.410									
	2	2:43.356	48.788	1:13.662	40.906	154.4	6:18.766									
	3	2:35.841	45.232	1:10.268	40.341	161.8	8:54.607									
	4	2:44.859	45.655	1:10.643	48.561	152.9	11:39.466									
	5	2:44.262	46.969	1:10.418	46.875	153.5	14:23.728									
	6	5:12.367	3:17.563	1:12.650	42.154	80.7	19:36.095									
	7	2:34.338	44.610	1:09.266	40.462	163.4	22:10.433									
<b>55</b>		<b>Lanan Racing</b> 1.Chris HEADLAM 2.Daniel HEADLAM						SR3 RSX Team								
	1	3:28.807	1:18.193	1:22.883	47.731	118.6	3:28.807									
	2	2:38.807	47.352	1:10.010	41.445	158.8	6:07.614									
	3	2:32.511	44.750	1:07.874	39.887	165.3	8:40.125									
	4	3:45.047	44.293	1:09.027	1:51.727	112.0	12:25.172									
	5	2:50.787	58.132	1:11.710	40.945	147.6	15:15.959									
	6	5:58.538	4:04.813	1:13.597	40.128	70.3	21:14.497									
<b>64</b>		<b>RAW Motorsports</b> 1.Mark HIGNETT						SR3 RSX Solo								
	1	3:05.012	59.374	1:22.800	42.838	133.9	3:05.012									
	2	2:36.767	46.285	1:10.538	39.944	160.8	5:41.779									
	3	2:32.357	44.461	1:08.334	39.562	165.5	8:14.136									
	4	2:31.464	44.242	1:07.488	39.734	166.5	10:45.600									
	5	2:31.166	44.151	1:07.263	39.752	166.8	13:16.766									
	6	2:31.073	43.977	1:07.480	39.616	166.9	15:47.839									
	7	2:30.876	43.968	1:07.450	39.458	167.1	18:18.715									
	8	2:30.605	44.038	1:07.134	39.433	167.4	20:49.320									
<b>66</b>		<b>Scorpio</b> 1.Brian CAUDWELL						SR3 RSX Solo								
	1	2:44.432	44.607	1:18.212	41.613	150.7	2:44.432									
	2	2:34.645	45.890	1:08.787	39.968	163.0	5:19.077									
	3	2:31.760	44.973	1:07.622	39.165	166.1	7:50.837									
	4	2:29.320	44.078	1:05.946	39.296	168.9	10:20.157									



**RADICAL CHALLENGE CHAMPIONSHIP**  
**SPA EURO RACE**  
**RACE 1 (50 Minutes)**


**Starting Grid**

<b>John HARRISON</b>	360 Racing	<b>88</b>	<b>- 11 -</b>		
2:34.338					
<b>Grant DALTON</b>	Breakell Racing	<b>35</b>	<b>- 10 -</b>	<b>33</b>	Radical Works Team <b>Amir FEYZULLIN</b>
2:31.439					2:32.573
<b>Chris HEADLAM</b>	Lanan Racing	<b>55</b>	<b>- 9 -</b>	<b>94</b>	RAW Motorsports <b>Oli MARATEOTTO JR</b>
2:30.268					2:30.605
<b>Peter BROOKES</b>	RAW Motorsports	<b>24</b>	<b>- 8 -</b>	<b>64</b>	RAW Motorsports <b>Mark HIGNETT</b>
2:29.745					2:30.095
<b>Spencer BOURNE</b>	RAW Motorsports	<b>8</b>	<b>- 7 -</b>	<b>25</b>	360 Racing <b>Martin VERITY</b>
2:29.527					2:29.549
<b>Kasper JENSEN</b>	Valour Racing	<b>99</b>	<b>- 6 -</b>	<b>31</b>	RAW Motorsports <b>Rod GOODMAN</b>
2:29.219					2:29.236
<b>John CAUDWELL</b>	Scorpio	<b>10</b>	<b>- 5 -</b>	<b>7</b>	Radical Works Team <b>Auðunn S. GUDMUNDSSON</b>
2:28.669					2:28.797
<b>Elliot GOODMAN</b>	RAW Motorsports	<b>28</b>	<b>- 4 -</b>	<b>14</b>	RAW Motorsports <b>John MACLEOD</b>
2:27.870					2:28.267
<b>Jac CONSTABLE</b>	Hart GT	<b>11</b>	<b>- 3 -</b>	<b>111</b>	Valour Racing <b>Jon MACRAE</b>
2:27.326					2:27.802
<b>Jason RISHOVER</b>	360 Racing	<b>23</b>	<b>- 2 -</b>	<b>66</b>	Scorpio <b>Brian CAUDWELL</b>
2:25.514					2:26.460
<b>Jerome DE SADELEER</b>	360 Racing	<b>5</b>	<b>- 1 -</b>	<b>4</b>	RAW Motorsports <b>Dominik JACKSON</b>

**Pole**



<b>Stewards</b>	<b>Timekeeper:</b>



# RADICAL CHALLENGE CHAMPIONSHIP

## SPA EURO RACE RACE 1 (50 Minutes)

### Final Classification

No Drivers	Team	Car	Cl.	Laps	Total Time	Gap	Kph	Best Lap		
								Lap	Time	Kph
1 4 D. JACKSON	RAW Motorsports	SR3 RSX	Solo	20	<b>51:03.644</b>	-	164.5	3	<b>2:28.340</b>	170.0
2 66 B. CAUDWELL	Scorpio	SR3 RSX	Solo	20	<b>51:29.915</b>	+26.271	163.1	6	<b>2:29.663</b>	168.5
3 14 J. MACLEOD	RAW Motorsports	SR3 RSX	Solo	20	<b>51:40.161</b>	+36.517	162.5	7	<b>2:29.522</b>	168.6
4 8 S. BOURNE	RAW Motorsports	SR3 RSX	Solo	20	<b>51:42.060</b>	+38.416	162.4	20	<b>2:30.071</b>	168.0
5 31 R. GOODMAN	RAW Motorsports	SR3 RSX	Solo	20	<b>51:45.929</b>	+42.285	162.2	19	<b>2:30.019</b>	168.1
6 111 J. MACRAE	Valour Racing	SR3 RSX	Solo	20	<b>51:51.170</b>	+47.526	161.9	16	<b>2:29.361</b>	168.8
7 11 J. CONSTABLE	Hart GT	SR3 RSX	Solo	20	<b>52:06.009</b>	+1:02.365	161.2	11	<b>2:29.504</b>	168.7
8 25 M. VERITY	360 Racing	SR3 RSX	Solo	20	<b>52:07.887</b>	+1:04.243	161.1	13	<b>2:30.436</b>	167.6
9 28 E. GOODMAN	RAW Motorsports	SR3 RSX	Solo	20	<b>52:12.533</b>	+1:08.889	160.8	9	<b>2:31.271</b>	166.7
10 7 A. S. GUDMUNDSSON	Radical Works Team	SR3 RSX	Solo	20	<b>52:12.660</b>	+1:09.016	160.8	12	<b>2:31.269</b>	166.7
11 64 M. HIGNETT	RAW Motorsports	SR3 RSX	Solo	20	<b>52:36.326</b>	+1:32.682	159.6	6	<b>2:31.083</b>	166.9
12 55 C. HEADLAM/D. HEADLAM	Lanan Racing	SR3 RSX	Team	20	<b>52:37.665</b>	+1:34.021	159.6	20	<b>2:31.048</b>	166.9
13 99 K. JENSEN	Valour Racing	SR3 RSX	Solo	20	<b>52:43.941</b>	+1:40.297	159.2	11	<b>2:29.671</b>	168.5
14 24 P. BROOKES	RAW Motorsports	SR3 RSX	Solo	20	<b>52:53.938</b>	+1:50.294	158.7	18	<b>2:32.886</b>	164.9
15 35 G. DALTON	Breakell Racing	SR3 RSX	Solo	20	<b>53:29.017</b>	+2:25.373	157.0	20	<b>2:34.017</b>	163.7
16 33 A. ZAKHAROV/A. FEYZULLIN	Radical Works Team	SR3 RSX	Team	19	<b>51:27.426</b>	1 Lap	155.0	19	<b>2:32.971</b>	164.8

#### Not classified

5 J. DE SADELEER	360 Racing	SR3 RSX	Solo	8	<b>21:10.235</b>			3	<b>2:28.567</b>	169.7
88 J. HARRISON	360 Racing	SR3 RSX	Solo	5	<b>13:55.115</b>			3	<b>2:32.152</b>	165.7
23 J. RISHOVER	360 Racing	SR3 RSX	Solo	3	<b>7:52.577</b>			3	<b>2:31.604</b>	166.3
10 J. CAUDWELL	Scorpio	SR3 RSX	Solo	2	<b>5:08.404</b>			2	<b>2:32.151</b>	165.7

#### Disqualified

94 O. MARATEOTTO JR/M. MARATEOTTO	RAW Motorsports	SR3 RSX	Team	17	<b>45:50.498</b>			16	<b>2:33.824</b>	163.9
-----------------------------------	-----------------	---------	------	----	------------------	--	--	----	-----------------	-------

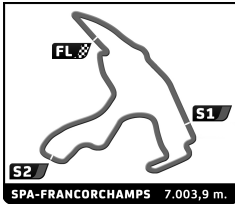
<b>Pole Position:</b>	Jerome DE SADELEER	<b>2:25.514</b>	173.3 Kph
<b>Fastest Lap:</b>	Lap 3 Dominik JACKSON	<b>2:28.340</b>	170.0 Kph

#94 - DISQUALIFICATION FROM THE RACE DUE TO RACE DIRECTOR DECISION N° 17

Published at: .....

Track Status: **DRY**

<b>Stewards</b>	<b>Timekeeper:</b>
-----------------	--------------------




# RADICAL CHALLENGE CHAMPIONSHIP

## SPA EURO RACE

### RACE 1

### Best Sector Times

Sector 1		Sector 2		Sector 3		No Team	Class	Ideal Lap	Best Lap		
No Driver	Time	No Driver	Time	No Driver	Time						
1	111 J.MACRAE	43.694	4 D.JACKSON	1:04.692	5 J.DE SADELEER	39.008	1	4 RAW Motorsports	Solo	2:27.965	2:28.340 (1)
2	99 K.JENSEN	43.977	5 J.DE SADELEER	1:05.070	111 J.MACRAE	39.053	2	5 360 Racing	Solo	2:28.337	2:28.567 (2)
3	66 B.CAUDWELL	44.028	11 J.CONSTABLE	1:05.558	4 D.JACKSON	39.061	3	111 Valour Racing	Solo	2:28.724	2:29.361 (3)
4	23 J.RISHOVER	44.061	14 J.MACLEOD	1:05.600	66 B.CAUDWELL	39.086	4	99 Valour Racing	Solo	2:28.950	2:29.671 (7)
5	64 M.HIGNETT	44.122	99 K.JENSEN	1:05.730	99 K.JENSEN	39.243	5	11 Hart GT	Solo	2:29.171	2:29.504 (4)
6	25 M.VERITY	44.183	111 J.MACRAE	1:05.977	55 C.HEADLAM	39.282	6	14 RAW Motorsports	Solo	2:29.215	2:29.522 (5)
7	11 J.CONSTABLE	44.197	31 R.GOODMAN	1:06.051	14 J.MACLEOD	39.384	7	66 Scorpio	Solo	2:29.479	2:29.663 (6)
8	4 D.JACKSON	44.212	8 S.BOURNE	1:06.116	11 J.CONSTABLE	39.416	8	8 RAW Motorsports	Solo	2:29.966	2:30.071 (9)
9	14 J.MACLEOD	44.231	66 B.CAUDWELL	1:06.365	25 M.VERITY	39.471	9	31 RAW Motorsports	Solo	2:29.970	2:30.019 (8)
10	5 J.DE SADELEER	44.259	25 M.VERITY	1:06.575	88 J.HARRISON	39.485	10	25 360 Racing	Solo	2:30.229	2:30.436 (10)
11	28 E.GOODMAN	44.333	28 E.GOODMAN	1:06.632	8 S.BOURNE	39.503	11	28 RAW Motorsports	Solo	2:30.692	2:31.271 (14)
12	8 S.BOURNE	44.347	7 A.S. GUEMUNDSSON	1:06.803	31 R.GOODMAN	39.523	12	7 Radical Works Team	Solo	2:30.787	2:31.269 (13)
13	7 A.S. GUEMUNDSSON	44.376	55 C.HEADLAM	1:07.117	7 A.S. GUEMUNDSSON	39.608	13	55 Lanar Racing	Team	2:30.788	2:31.048 (11)
14	55 C.HEADLAM	44.389	64 M.HIGNETT	1:07.152	23 J.RISHOVER	39.618	14	64 RAW Motorsports	Solo	2:30.951	2:31.083 (12)
15	31 R.GOODMAN	44.396	10 J.CAUDWELL	1:07.265	64 M.HIGNETT	39.677	15	23 360 Racing	Solo	2:30.970	2:31.604 (15)
16	88 J.HARRISON	44.489	23 J.RISHOVER	1:07.291	10 J.CAUDWELL	39.713	16	10 Scorpio	Solo	2:31.479	2:32.151 (16)
17	10 J.CAUDWELL	44.501	88 J.HARRISON	1:07.551	28 E.GOODMAN	39.727	17	88 360 Racing	Solo	2:31.525	2:32.152 (17)
18	94 O.MARATEOTTO JR	44.637	24 P.BROOKES	1:07.819	33 A.FEYZULLIN	39.752	18	33 Radical Works Team	Team	2:32.561	2:32.971 (19)
19	35 G.DALTON	44.758	33 A.FEYZULLIN	1:07.982	94 O.MARATEOTTO JR	39.900	19	24 RAW Motorsports	Solo	2:32.788	2:32.886 (18)
20	24 P.BROOKES	44.771	35 G.DALTON	1:08.864	35 G.DALTON	40.119	20	94 RAW Motorsports	Team	2:33.556	2:33.824 (20)
21	33 A.FEYZULLIN	44.827	94 O.MARATEOTTO JR	1:09.019	24 P.BROOKES	40.198	21	35 Breakell Racing	Solo	2:33.741	2:34.017 (21)



# RADICAL CHALLENGE CHAMPIONSHIP

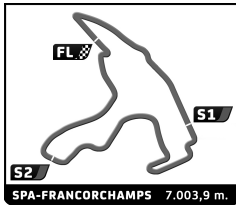
## SPA EURO RACE

### RACE 1

#### Best Top Speed

Team	Car	Class	Top Speed Driver	Top 1		Top 2		Top 3		Top 4		Top 5		Avg
				Kph	Lap	Kph	Lap	Kph	Lap	Kph	Lap	Kph	Lap	
111 Valour Racing	SR3 RSX	Solo	J. MACRAE	226.9	15	226.4	19	226.4	12	226.4	16	225.9	18	226,4
23 360 Racing	SR3 RSX	Solo	J. RISHOVER	225.0	3	220.9	2							223,0
64 RAW Motorsports	SR3 RSX	Solo	M. HIGNETT	224.1	4	223.6	5	223.1	20	223.1	6	223.1	7	223,4
99 Valour Racing	SR3 RSX	Solo	K. JENSEN	224.1	14	222.7	20	222.2	19	222.2	4	221.8	6	222,6
7 Radical Works Team	SR3 RSX	Solo	A. S. GUBMUNDSSON	223.6	20	222.7	19	222.7	6	221.8	4	221.8	14	222,5
25 360 Racing	SR3 RSX	Solo	M. VERITY	223.6	20	223.6	15	223.1	19	223.1	14	222.7	16	223,2
88 360 Racing	SR3 RSX	Solo	J. HARRISON	223.6	4	222.7	3	220.4	2	171.7	5			209,6
28 RAW Motorsports	SR3 RSX	Solo	E. GOODMAN	223.1	5	222.7	3	221.8	20	221.8	2	221.8	19	222,2
55 Lanan Racing	SR3 RSX	Team	C. HEADLAM	223.1	20	222.7	10	222.7	4	222.7	9	222.2	17	222,7
5 360 Racing	SR3 RSX	Solo	J. DE SADELEER	222.2	5	221.8	4	221.3	6	221.3	7	220.9	2	221,5
10 Scorpio	SR3 RSX	Solo	J. CAUDWELL	222.2	2									222,2
66 Scorpio	SR3 RSX	Solo	B. CAUDWELL	222.2	12	221.8	20	221.3	19	221.3	14	221.3	15	221,6
11 Hart GT	SR3 RSX	Solo	J. CONSTABLE	221.8	17	220.9	20	220.9	15	220.9	16	220.4	19	221,0
4 RAW Motorsports	SR3 RSX	Solo	D. JACKSON	221.3	20	220.9	2	220.9	13	220.4	15	220.4	16	220,8
14 RAW Motorsports	SR3 RSX	Solo	J. MACLEOD	221.3	5	220.9	20	220.9	7	220.9	4	220.4	2	220,9
8 RAW Motorsports	SR3 RSX	Solo	S. BOURNE	220.9	14	220.4	20	219.5	2	219.5	19	219.1	16	219,9
31 RAW Motorsports	SR3 RSX	Solo	R. GOODMAN	220.9	20	220.9	16	220.9	14	220.4	4	220.4	19	220,7
33 Radical Works Team	SR3 RSX	Team	A. FEYZULLIN	220.9	4	220.4	19	220.0	13	219.5	5	219.5	15	220,1
94 RAW Motorsports	SR3 RSX	Team	O. MARATEOTTO JR	220.0	4	218.6	13	218.6	12	218.2	17	218.2	5	218,7
35 Breakell Racing	SR3 RSX	Solo	G. DALTON	219.5	14	218.6	19	218.6	17	218.6	15	218.2	20	218,7
24 RAW Motorsports	SR3 RSX	Solo	P. BROOKES	219.1	20	218.6	19	218.6	15	218.6	4	218.6	14	218,7





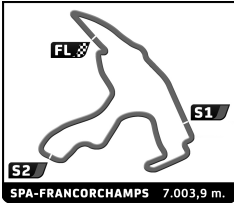
# RADICAL CHALLENGE CHAMPIONSHIP

## SPA EURO RACE

### RACE 1

#### Fastest Lap Sequence


Elapsed	No Team	Car	Class	Driver	Time	Kph	Lap
4:59.050	5 360 Racing	SR3 RSX	Solo	Jerome DE SADELEER	<b>2:28.606</b>	169.7	2
7:27.617	5 360 Racing	SR3 RSX	Solo	Jerome DE SADELEER	<b>2:28.567</b>	169.7	3
7:28.032	4 RAW Motorsports	SR3 RSX	Solo	Dominik JACKSON	<b>2:28.340</b>	170.0	3



**RADICAL CHALLENGE CHAMPIONSHIP**  
**SPA EURO RACE**  
**RACE 1**

Lap Chart

		Lap																					
No	Pos	Grid	1	2	3	4	5	6	7	8	9	10	11	12	13	14	15	16	17	18	19	20	
5	<b>1</b>	5	5	5	5	4	4	4	4	4	4	4	14	99	4	4	4	4	4	4	4	4	4
4	<b>2</b>	4	4	4	4	5	5	5	5	66	66	66	31	4	66	66	66	66	66	66	66	66	66
23	<b>3</b>	23	66	66	66	66	66	66	66	111	111	14	99	55	8	14	14	14	14	14	14	14	14
66	<b>4</b>	66	11	11	111	111	111	111	111	14	14	111	55	66	14	8	8	8	8	8	8	8	8
11	<b>5</b>	11	10	10	11	8	8	8	14	8	8	31	4	111	31	31	111	111	111	111	111	31	31
111	<b>6</b>	111	111	111	8	11	31	14	8	31	31	8	24	94	111	111	31	31	31	31	31	111	111
28	<b>7</b>	28	14	14	31	31	14	31	31	28	28	28	94	8	94	28	28	28	28	11	11	11	11
14	<b>8</b>	14	8	8	28	14	11	28	28	7	7	7	66	14	28	7	25	25	25	25	25	25	25
10	<b>9</b>	10	28	28	14	28	28	7	7	11	64	99	111	31	7	25	7	7	11	28	28	28	28
7	<b>10</b>	7	99	99	99	7	7	11	11	64	25	55	8	28	99	11	11	11	7	7	7	7	7
99	<b>11</b>	99	31	31	7	64	64	64	64	25	99	64	28	7	25	99	99	99	64	64	64	64	64
31	<b>12</b>	31	7	7	64	99	99	55	25	55	55	25	7	25	11	64	64	64	55	55	55	55	55
8	<b>13</b>	8	24	64	88	55	55	25	55	99	11	24	25	11	64	55	55	55	99	99	99	99	99
25	<b>14</b>	25	55	88	23	25	25	99	99	24	24	94	11	64	55	24	24	24	24	24	24	24	24
24	<b>15</b>	24	64	23	55	24	24	24	24	94	94	33	64	24	24	94	94	94	35	35	35	35	35
64	<b>16</b>	64	25	55	25	94	94	94	94	5	35	11	35	35	35	35	35	35	94	33	33	33	33
55	<b>17</b>	55	88	25	24	88	33	33	33	35	33	35	33	33	33	33	33	33	33				
94	<b>18</b>	94	23	24	33	35	35	35	35	33	33												
35	<b>19</b>	35	94	94	94	33	88																
33	<b>20</b>	33	33	33	35																		
88	<b>21</b>	88	35	35																			




**RADICAL CHALLENGE CHAMPIONSHIP**  
**SPA EURO RACE**  
**RACE 1**

Analysis by lap

Lapped  

No	Lap Time	Gap	No	Lap Time	Gap	No	Lap Time	Gap	No	Lap Time	Gap	No	Lap Time	Gap
<b>Lap 1</b>			14	2:37.830	19.542	4	2:28.663		35	2:35.258	1:21.888	64	3:52.760	1:46.240
5	2:30.444	0.000	99	2:36.295	20.494	5	2:31.584	3.804	33	2:44.534	1:27.924	35	2:34.985	2:19.040
4	2:30.802	0.358	7	2:33.922	21.056	66	2:29.663	8.453	<b>Lap 9</b>			<b>Lap 12</b>		
66	2:33.442	2.998	64	2:32.514	23.204	111	2:30.156	18.500	4	2:28.603		99	2:38.696	
11	2:33.987	3.543	88	2:32.152	23.577	8	2:30.997	23.051	66	2:30.695	13.831	33	3:57.975	1 Lap
10	2:36.253	5.809	23	2:31.604	24.960	14	2:29.981	23.351	111	2:29.703	22.617	4	2:28.730	9.017
111	2:37.261	6.817	55	2:33.176	27.065	31	2:31.518	24.520	14	2:29.992	27.164	55	2:44.205	11.307
14	2:37.541	7.097	25	2:33.398	29.948	28	2:31.627	28.187	8	2:31.177	30.598	66	2:30.296	31.625
8	2:38.296	7.852	24	2:36.995	34.724	7	2:32.071	29.222	31	2:30.957	31.030	111	2:30.503	32.663
28	2:39.330	8.886	33	2:38.147	36.919	11	2:34.084	29.728	28	2:31.271	36.585	94	2:36.306	37.040
99	2:40.306	9.862	94	2:39.628	37.799	64	2:31.083	30.752	7	2:31.800	39.116	8	2:30.650	40.671
31	2:40.779	10.335	35	2:38.592	39.274	55	2:32.314	36.176	64	2:32.974	48.185	14	3:36.594	41.392
7	2:41.804	11.360	<b>Lap 4</b>			25	2:31.141	36.570	25	2:32.934	48.426	31	3:33.194	44.247
24	2:44.884	14.440	4	2:30.476		99	2:41.008	41.966	99	2:30.993	49.857	28	2:35.351	54.337
55	2:45.413	14.969	5	2:31.707	0.816	24	2:34.227	50.522	55	2:32.727	49.865	7	2:31.269	59.003
64	2:45.565	15.121	66	2:30.463	6.019	94	2:35.596	59.174	11	2:40.731	55.307	25	2:30.802	1:03.044
25	2:45.845	15.401	111	2:30.904	14.367	33	2:35.166	1:05.125	24	2:33.858	1:09.012	11	2:29.768	1:10.881
88	2:45.971	15.527	8	2:32.608	17.678	35	2:37.019	1:07.818	94	2:36.315	1:19.948	64	2:32.024	1:23.062
23	2:46.833	16.389	11	2:34.703	18.705	<b>Lap 7</b>			35	2:45.755	1:39.040	24	3:36.953	1:32.646
94	2:47.253	16.809	31	2:32.451	19.390	4	2:28.852		33	2:51.387	1:50.708	35	2:35.056	1:58.894
33	2:47.826	17.382	14	2:31.460	20.111	5	2:32.366	7.318	33	2:35.123	2:37.209			
35	2:49.074	18.630	28	2:32.371	20.560	66	2:30.279	9.880	<b>Lap 10</b>					
<b>Lap 2</b>			7	2:32.604	22.769	111	2:30.177	19.925	4	2:34.654		<b>Lap 13</b>		
5	2:28.606		64	2:32.011	24.324	14	2:29.522	24.021	66	2:37.011	16.188	4	2:28.376	
4	2:28.890	0.642	99	2:37.507	27.110	8	2:31.479	25.678	14	2:29.841	22.351	66	2:30.083	24.315
66	2:30.768	5.160	55	2:33.117	29.291	31	2:30.663	26.331	111	2:36.828	24.791	8	2:34.092	37.370
11	2:34.031	8.968	25	2:32.424	31.481	28	2:31.388	30.723	31	2:31.269	27.645	14	2:33.590	37.589
10	2:32.151	9.354	24	2:35.512	39.345	7	2:31.598	31.968	8	2:37.563	33.507	31	2:31.807	38.661
111	2:31.489	9.700	94	2:37.979	44.887	11	2:36.098	36.974	28	2:38.072	40.003	111	2:46.930	42.200
14	2:31.788	10.279	88	2:53.021	45.707	64	2:36.508	38.408	7	2:39.082	43.544	94	2:47.409	47.056
8	2:32.513	11.759	35	2:39.512	47.895	25	2:31.937	39.655	99	2:31.455	46.658	28	2:33.979	50.923
28	2:32.170	12.450	33	2:46.075	52.103	55	2:33.880	41.204	55	2:32.863	48.074	7	2:31.328	52.938
99	2:31.510	12.766	<b>Lap 5</b>			99	2:31.522	44.636	64	2:39.772	53.303	99	3:31.538	54.145
31	2:32.606	14.335	4	2:28.650		24	2:34.082	55.752	25	2:40.307	54.079	25	2:30.436	56.087
7	2:32.947	15.701	5	2:28.717	0.883	94	2:35.054	1:05.376	24	2:33.106	1:07.464	11	2:29.709	1:03.197
64	2:32.742	19.257	66	2:30.084	7.453	33	2:35.549	1:11.822	94	2:35.461	1:20.755	64	2:33.354	1:19.023
88	2:33.071	19.992	111	2:31.290	17.007	35	2:36.096	1:15.062	33	2:43.082	1:59.136	55	3:47.342	1:21.256
23	2:34.140	21.923	8	2:31.689	20.717	<b>Lap 8</b>			11	3:45.981	2:06.634	24	2:34.281	1:29.534
55	2:36.093	22.456	31	2:30.925	21.665	4	2:28.432		35	3:39.492	2:43.878	35	2:34.406	1:55.907
25	2:38.322	25.117	14	2:30.572	22.033	66	2:30.291	11.739	<b>Lap 11</b>			<b>Lap 14</b>		
24	2:40.462	26.296	11	2:34.252	24.307	111	2:30.024	21.517	14	2:37.472		4	2:29.031	
94	2:38.535	26.738	28	2:33.313	25.223	14	2:30.186	25.775	31	2:38.433	6.255	33	2:34.485	1 Lap
33	2:38.563	27.339	7	2:31.695	25.814	8	2:30.778	28.024	99	2:29.671	16.506	66	2:30.164	25.448
35	2:39.225	29.249	64	2:32.658	28.332	31	2:30.777	28.676	55	2:34.053	22.304	14	2:30.808	39.366
<b>Lap 3</b>			99	2:31.161	29.621	28	2:31.626	33.917	4	3:35.312	35.489	8	2:31.128	39.467
5	2:28.567		55	2:31.884	32.525	7	2:32.383	35.919	24	2:43.254	50.895	31	2:30.587	40.217
4	2:28.340	0.415	25	2:31.261	34.092	11	2:34.637	43.179	94	2:35.004	55.936	111	2:29.766	42.935
66	2:29.854	6.447	24	2:34.263	44.958	64	2:33.838	43.814	66	3:40.166	56.531	28	2:32.719	54.611
111	2:33.221	14.354	94	2:36.004	52.241	25	2:32.872	44.095	111	3:32.394	57.362	7	2:32.847	56.754
11	2:34.492	14.893	33	2:35.169	58.622	55	2:32.969	45.741	8	3:31.539	1:05.223	25	2:30.674	57.730
8	2:32.769	15.961	35	2:40.217	59.462	99	2:31.263	47.467	28	3:34.008	1:14.188	11	2:30.154	1:04.320
31	2:32.062	17.830	88	3:10.900	1:27.957	24	2:36.437	1:03.757	7	3:39.215	1:22.936	99	2:49.704	1:14.818
28	2:35.197	19.080	<b>Lap 6</b>			94	2:35.292	1:12.236	25	3:33.188	1:27.444	64	2:33.152	1:23.144
						5	3:38.244	1:17.130	11	2:29.504	1:36.315	55	2:33.818	1:26.043



# RADICAL CHALLENGE CHAMPIONSHIP

## SPA EURO RACE

### RACE 1

Analysis by lap

Lapped ■

No	Lap Time	Gap	No	Lap Time	Gap	No	Lap Time	Gap	No	Lap Time	Gap	No	Lap Time	Gap
24	2:33.671	1:34.174	99	2:52.776	1:38.119	24	2:33.310	1:50.294						
94	3:41.912	1:59.937	24	2:33.280	1:44.867	35	2:34.017	2:25.373						
35	2:36.070	2:02.946	35	2:34.633	2:16.356									
			94	2:44.042	2:21.390									

#### Lap 15

4	2:29.204	
33	2:34.344	1 Lap
66	2:32.505	28.749
14	2:30.638	40.800
8	2:31.846	42.109
111	2:30.118	43.849
31	2:33.371	44.384
28	2:33.165	58.572
25	2:31.294	59.820
7	2:32.928	1:00.478
11	2:29.616	1:04.732
99	2:30.829	1:16.443
64	2:32.345	1:26.285
55	2:32.595	1:29.434
24	2:34.842	1:39.812
94	2:34.884	2:05.617
35	2:35.633	2:09.375

#### Lap 18

4	2:32.151	
33	2:33.949	1 Lap
66	2:30.770	26.564
14	2:30.558	37.481
8	2:30.184	40.412
111	2:30.281	41.777
31	2:31.064	43.840
11	2:31.910	1:02.727
25	2:34.283	1:04.404
28	2:35.876	1:05.842
7	2:34.541	1:06.064
64	2:32.508	1:28.745
55	2:33.699	1:32.743
99	2:31.175	1:37.143
24	2:32.886	1:45.602
35	2:34.844	2:19.049

#### Lap 16

4	2:30.198	
33	2:34.761	1 Lap
66	2:31.145	29.696
14	2:30.019	40.621
8	2:30.743	42.654
111	2:29.361	43.012
31	2:31.494	45.680
28	2:32.770	1:01.144
25	2:31.695	1:01.317
7	2:31.766	1:02.046
11	2:30.583	1:05.117
99	2:30.993	1:17.238
64	2:32.143	1:28.230
55	2:32.103	1:31.339
24	2:33.868	1:43.482
94	2:33.824	2:09.243
35	2:34.441	2:13.618

#### Lap 19

4	2:31.107	
33	2:34.007	1 Lap
66	2:31.171	26.628
14	2:30.604	36.978
8	2:30.318	39.623
31	2:30.019	42.752
111	2:37.984	48.654
11	2:30.454	1:02.074
25	2:31.113	1:04.410
28	2:32.807	1:07.542
7	2:32.816	1:07.773
64	2:33.039	1:30.677
55	2:32.615	1:34.251
99	2:30.758	1:36.794
24	2:33.767	1:48.262
35	2:34.692	2:22.634


#### Lap 17

4	2:31.895	
33	2:34.313	1 Lap
66	2:30.144	27.945
14	2:30.348	39.074
8	2:31.620	42.379
111	2:32.530	43.647
31	2:31.142	44.927
28	2:32.868	1:02.117
25	2:32.850	1:02.272
11	2:29.746	1:02.968
7	2:33.523	1:03.674
64	2:32.053	1:28.388
55	2:31.751	1:31.195

#### Lap 20

4	2:31.278	
33	2:32.971	1 Lap
66	2:30.921	26.271
14	2:30.817	36.517
8	2:30.071	38.416
31	2:30.811	42.285
111	2:30.150	47.526
11	2:31.569	1:02.365
25	2:31.111	1:04.243
28	2:32.625	1:08.889
7	2:32.521	1:09.016
64	2:33.283	1:32.682
55	2:31.048	1:34.021
99	2:34.781	1:40.297





# RADICAL CHALLENGE CHAMPIONSHIP

## SPA EURO RACE


### RACE 1

### Sector Analysis

■ Personal Best   ■ Session Best   B Crossing the finish line in the pit lane

Lap	D	Time	Sector 1	Sector 2	Sector 3	T.Spd	Elapsed	Lap	D	Time	Sector 1	Sector 2	Sector 3	T.Spd	Elapsed
4	1	2:31.460	44.369	1:07.372	39.719	220.9	10:18.619	9	1	2:32.934	44.629	1:07.577	40.728	220.4	23:10.134
5	1	2:30.572	44.236	1:06.552	39.784	221.3	12:49.191	10	1	2:40.307 B	45.100	1:07.382	47.825	220.0	25:50.441
6	1	2:29.981	44.656	1:05.926	39.399	218.2	15:19.172	11	1	3:33.188	1:46.750	1:06.848	39.590	219.1	29:23.629
7	1	<b>2:29.522</b>	44.488	<b>1:05.600</b>	39.434	220.9	17:48.694	12	1	2:30.802	44.471	<b>1:06.575</b>	39.756	221.3	31:54.431
8	1	2:30.186	44.425	1:06.200	39.561	217.3	20:18.880	13	1	<b>2:30.436</b>	44.215	1:06.750	<b>39.471</b>	222.2	34:24.867
9	1	2:29.992	44.550	1:05.922	39.520	216.9	22:48.872	14	1	2:30.674	44.211	1:06.660	39.803	223.1	36:55.541
10	1	2:29.841	44.494	1:05.855	39.492	217.3	25:18.713	15	1	2:31.294	<b>44.183</b>	1:07.378	39.733	223.6	39:26.835
11	1	2:37.472 B	44.885	1:06.176	46.411	217.7	27:56.185	16	1	2:31.695	44.291	1:07.213	40.191	222.7	41:58.530
12	1	3:36.594	1:50.955	1:06.133	39.506	218.6	31:32.779	17	1	2:32.850	45.183	1:07.652	40.015	221.8	44:31.380
13	1	2:33.590	<b>44.231</b>	1:08.878	40.481	220.4	34:06.369	18	1	2:34.283	46.099	1:08.443	39.741	218.2	47:05.663
14	1	2:30.808	44.568	1:06.638	39.602	216.0	36:37.177	19	1	2:31.113	44.494	1:06.896	39.723	223.1	49:36.776
15	1	2:30.638	44.659	1:06.206	39.773	219.5	39:07.815	20	1	2:31.111	44.476	1:06.917	39.718	223.6	52:07.887
16	1	2:30.019	44.368	1:06.104	39.547	219.1	41:37.834	<b>28</b> RAW Motorsports SR3 RSX 1.Elliot GOODMAN Solo							
17	1	2:30.348	44.283	1:06.412	39.653	218.2	44:08.182	1	1	2:39.330	48.701	1:10.764	39.865		2:39.330
18	1	2:30.558	44.277	1:06.589	39.692	218.6	46:38.740	2	1	2:32.170	44.710	1:07.705	39.755	221.8	5:11.500
19	1	2:30.604	44.381	1:06.426	39.797	219.1	49:09.344	3	1	2:35.197	<b>44.333</b>	1:10.845	40.019	222.7	7:46.697
20	1	2:30.817	44.405	1:06.872	39.540	220.9	51:40.161	4	1	2:32.371	44.688	1:07.275	40.408	219.1	10:19.068
<b>23</b> 360 Racing SR3 RSX 1.Jason RISHOVER Solo							5	1	2:33.313	44.721	1:07.555	41.037	223.1	12:52.381	
1	1	2:46.833	46.665	1:20.081	40.087		2:46.833	6	1	2:31.627	44.464	1:07.212	39.951	219.1	15:24.008
2	1	2:34.140	45.541	1:08.927	39.672	220.9	5:20.973	7	1	2:31.388	44.990	<b>1:06.632</b>	39.766	219.1	17:55.396
3	1	<b>2:31.604</b>	44.443	1:07.543	<b>39.618</b>	225.0	7:52.577	8	1	2:31.626	44.762	1:07.134	39.730	217.3	20:27.022
<b>24</b> RAW Motorsports SR3 RSX 1.Peter BROOKES Solo							9	1	<b>2:31.271</b>	44.795	1:06.749	<b>39.727</b>	216.4	22:58.293	
1	1	2:44.884	50.944	1:12.200	41.740		2:44.884	10	1	2:38.072 B	44.782	1:06.672	46.618	216.4	25:36.365
2	1	2:40.462	46.969	1:12.858	40.635	216.9	5:25.346	11	1	3:34.008	1:45.397	1:08.002	40.609	219.5	29:10.373
3	1	2:36.995	45.746	1:10.685	40.564	191.8	8:02.341	12	1	2:35.351	44.999	1:09.891	40.461	220.4	31:45.724
4	1	2:35.512	45.239	1:09.394	40.879	218.6	10:37.853	13	1	2:33.979	44.780	1:08.555	40.644	219.5	34:19.703
5	1	2:34.263	45.249	1:08.710	40.304	216.9	13:12.116	14	1	2:32.719	44.899	1:07.405	40.415	220.9	36:52.422
6	1	2:34.227	45.148	1:08.683	40.396	215.1	15:46.343	15	1	2:33.165	44.696	1:08.101	40.368	220.0	39:25.587
7	1	2:34.082	45.051	1:08.694	40.337	216.9	18:20.425	16	1	2:32.770	44.666	1:07.773	40.331	220.0	41:58.357
8	1	2:36.437	44.964	1:08.500	42.973	216.0	20:56.862	17	1	2:32.868	44.988	1:07.655	40.225	219.5	44:31.225
9	1	2:33.858	45.119	1:08.440	40.299	216.0	23:30.720	18	1	2:35.876	47.118	1:08.588	40.170	215.6	47:07.101
10	1	2:33.106	44.986	<b>1:07.819</b>	40.301	216.9	26:03.826	19	1	2:32.807	44.500	1:07.665	40.642	221.8	49:39.908
11	1	2:43.254 B	44.801	1:08.245	50.208	218.2	28:47.080	20	1	2:32.625	44.908	1:07.677	40.040	221.8	52:12.533
12	1	3:36.953	1:47.217	1:09.201	40.535	218.2	32:24.033	<b>31</b> RAW Motorsports SR3 RSX 1.Rod GOODMAN Solo							
13	1	2:34.281	44.891	1:08.967	40.423	217.7	34:58.314	1	1	2:40.779	50.395	1:10.272	40.112		2:40.779
14	1	2:33.671	44.820	1:08.194	40.657	218.6	37:31.985	2	1	2:32.606	45.107	1:07.558	39.941	219.1	5:13.385
15	1	2:34.842	45.025	1:09.163	40.654	218.6	40:06.827	3	1	2:32.062	44.778	1:07.523	39.761	220.4	7:45.447
16	1	2:33.868	<b>44.771</b>	1:08.760	40.337	217.3	42:40.695	4	1	2:32.451	44.700	1:07.085	40.666	220.4	10:17.898
17	1	2:33.280	44.789	1:08.143	40.348	217.7	45:13.975	5	1	2:30.925	44.705	1:06.404	39.816	220.0	12:48.823
18	1	<b>2:32.886</b>	44.810	1:07.878	<b>40.198</b>	217.3	47:46.861	6	1	2:31.518	45.151	1:06.834	39.533	219.1	15:20.341
19	1	2:33.767	45.139	1:08.270	40.358	218.6	50:20.628	7	1	2:30.663	44.613	1:06.527	<b>39.523</b>	219.1	17:51.004
20	1	2:33.310	44.983	1:08.045	40.282	219.1	52:53.938	8	1	2:30.777	44.544	1:06.618	39.615	218.6	20:21.781
<b>25</b> 360 Racing SR3 RSX 1.Martin VERITY Solo							9	1	2:30.957	44.702	1:06.711	39.544	217.3	22:52.738	
1	1	2:45.845	51.430	1:12.568	41.847		2:45.845	10	1	2:31.269	44.610	1:07.031	39.628	216.9	25:24.007
2	1	2:38.322	47.628	1:10.499	40.195	215.6	5:24.167	11	1	2:38.433 B	44.537	1:06.604	47.292	218.2	28:02.440
3	1	2:33.398	44.987	1:08.054	40.357	220.9	7:57.565	12	1	3:33.194	1:46.008	1:07.076	40.110	219.1	31:35.634
4	1	2:32.424	44.973	1:07.655	39.796	221.8	10:29.989	13	1	2:31.807	44.644	1:06.695	40.468	218.2	34:07.441
5	1	2:31.261	44.614	1:06.955	39.692	221.8	13:01.250	14	1	2:30.587	44.496	1:06.291	39.800	220.9	36:38.028
6	1	2:31.141	44.465	1:06.915	39.761	221.3	15:32.391	15	1	2:33.371	44.505	1:07.967	40.899	204.2	39:11.399
7	1	2:31.937	44.849	1:07.431	39.657	221.3	18:04.328	16	1	2:31.494	44.653	1:06.968	39.873	220.9	41:42.893
8	1	2:32.872	44.399	1:08.192	40.281	222.2	20:37.200	17	1	2:31.142	44.523	1:07.011	39.608	220.0	44:14.035
								18	1	2:31.064	44.512	1:06.967	39.585	218.6	46:45.099
								19	1	<b>2:30.019</b>	<b>44.396</b>	<b>1:06.051</b>	39.572	220.4	49:15.118





# RADICAL CHALLENGE CHAMPIONSHIP


## SPA EURO RACE

### RACE 1

### Sector Analysis

■ Personal Best   ■ Session Best   B Crossing the finish line in the pit lane

Lap	D	Time	Sector 1	Sector 2	Sector 3	T.Spd	Elapsed	Lap	D	Time	Sector 1	Sector 2	Sector 3	T.Spd	Elapsed
20	1	2:30.811	44.489	1:06.730	39.592	220.9	51:45.929	9	1	2:32.727	44.600	1:07.942	40.185	222.7	23:11.573
<b>33</b> Radical Works Team SR3 RSX Team								1. Anton ZAKHAROV							
2. Amir FEYZULIN								10 1 2:32.863 44.967 1:08.088 39.808 222.7 25:44.436							
1	2	2:47.826	52.510	1:14.766	40.550		2:47.826	11	1	2:34.053	44.938	1:08.749	40.366	220.4	28:18.489
2	2	2:38.563	45.628	1:12.480	40.455	217.7	5:26.389	12	1	2:44.205B	45.106	1:09.874	49.225	221.3	31:02.694
3	2	2:38.147	45.896	1:12.118	40.133	219.1	8:04.536	13	1	3:47.342	1:57.785	1:09.403	40.154	217.3	34:50.036
4	2	2:46.075	45.157	1:20.617	40.301	220.9	10:50.611	14	1	2:33.818	45.350	1:08.555	39.913	221.3	37:23.854
5	2	2:35.169	45.059	1:09.740	40.370	219.5	13:25.780	15	1	2:32.595	44.811	1:07.998	39.786	222.2	39:56.449
6	2	2:35.166	45.257	1:09.932	39.977	217.7	16:00.946	16	1	2:32.103	44.551	1:07.247	40.305	221.3	42:28.552
7	2	2:35.549	45.372	1:10.136	40.041	218.6	18:36.495	17	1	2:31.751	44.389	1:07.389	39.973	222.2	45:00.303
8	2	2:44.534B	45.411	1:10.100	49.023	216.9	21:21.029	18	1	2:33.699	44.535	1:09.058	40.106	221.3	47:34.002
9	2	2:51.387	1:00.401	1:10.615	40.371	215.1	24:12.416	19	1	2:32.615	45.452	1:07.641	39.522	221.8	50:06.617
10	2	2:43.082B	45.496	1:10.521	47.065	217.7	26:55.498	20	1	2:31.048	44.532	1:07.234	39.282	223.1	52:37.665
11	2	3:57.975	2:07.035	1:10.482	40.458	215.1	30:53.473	<b>64</b> RAW Motorsports SR3 RSX Solo							
12	2	2:35.123	45.650	1:09.331	40.142	218.2	33:28.596	1. Mark HIGNETT							
13	2	2:34.485	45.476	1:09.056	39.953	220.0	36:03.081	1	1	2:45.565	51.429	1:12.052	42.084		2:45.565
14	2	2:34.344	45.105	1:09.071	40.168	219.1	38:37.425	2	1	2:32.742	44.885	1:08.107	39.750	221.3	5:18.307
15	2	2:34.761	45.221	1:09.353	40.187	219.5	41:12.186	3	1	2:32.514	44.507	1:08.257	39.750	201.9	7:50.821
16	2	2:34.313	45.522	1:09.031	39.760	217.7	43:46.499	4	1	2:32.011	44.911	1:07.407	39.693	224.1	10:22.832
17	2	2:33.949	45.511	1:08.686	39.752	218.6	46:20.448	5	1	2:32.658	44.394	1:07.377	40.887	223.6	12:55.490
18	2	2:34.007	44.827	1:09.102	40.078	219.1	48:54.455	6	1	2:31.083	44.231	1:07.175	39.677	223.1	15:26.573
19	2	2:32.971	44.942	1:07.982	40.047	220.4	51:27.426	7	1	2:36.508	44.320	1:12.446	39.742	223.1	18:03.081
<b>35</b> Breakell Racing SR3 RSX Solo								8 1 2:33.838 44.122 1:09.468 40.248 221.3 20:36.919							
1. Grant DALTON								9 1 2:32.974 44.750 1:07.225 40.999 219.1 23:09.893							
1	1	2:49.074	53.364	1:14.551	41.159		2:49.074	10	1	2:39.772B	45.046	1:07.166	47.560	219.1	25:49.665
2	1	2:39.225	46.151	1:12.467	40.607	217.3	5:28.299	11	1	3:52.760	2:05.423	1:07.377	39.960	220.9	29:42.425
3	1	2:38.592	45.354	1:12.386	40.852	214.3	8:06.891	12	1	2:32.024	44.862	1:07.152	40.010	221.8	32:14.449
4	1	2:39.512	45.661	1:12.012	41.839	217.7	10:46.403	13	1	2:33.354	45.383	1:08.212	39.759	218.2	34:47.803
5	1	2:40.217	47.100	1:11.441	41.676	213.0	13:26.620	14	1	2:33.152	44.457	1:07.914	40.781	222.7	37:20.955
6	1	2:37.019	45.096	1:11.200	40.723	216.9	16:03.639	15	1	2:32.345	44.739	1:07.696	39.910	222.2	39:53.300
7	1	2:36.096	45.028	1:10.114	40.954	218.2	18:39.735	16	1	2:32.143	44.283	1:08.001	39.859	221.8	42:25.443
8	1	2:35.258	44.970	1:10.045	40.243	216.4	21:14.993	17	1	2:32.053	44.270	1:07.798	39.985	222.7	44:57.496
9	1	2:45.755B	44.845	1:09.825	51.085	216.0	24:00.748	18	1	2:32.508	44.672	1:07.846	39.990	221.3	47:30.004
10	1	3:39.492	1:49.472	1:09.454	40.566	213.9	27:40.240	19	1	2:33.039	44.508	1:08.659	39.872	222.2	50:03.043
11	1	2:34.985	45.262	1:09.239	40.484	217.3	30:15.225	20	1	2:33.283	44.539	1:08.713	40.031	223.1	52:36.326
12	1	2:35.056	44.905	1:09.820	40.331	217.7	32:50.281	<b>66</b> Scorpio SR3 RSX Solo							
13	1	2:34.406	44.998	1:09.153	40.255	217.7	35:24.687	1. Brian CAUDWELL							
14	1	2:36.070	46.109	1:09.316	40.645	219.5	38:00.757	1	1	2:33.442	46.466	1:07.491	39.485		2:33.442
15	1	2:35.633	44.758	1:09.510	41.365	218.6	40:36.390	2	1	2:30.768	44.540	1:06.921	39.307	220.9	5:04.210
16	1	2:34.441	44.989	1:09.173	40.279	217.7	43:10.831	3	1	2:29.854	44.289	1:06.406	39.159	220.4	7:34.064
17	1	2:34.633	44.892	1:09.413	40.328	218.6	45:45.464	4	1	2:30.463	44.319	1:06.919	39.225	220.9	10:04.527
18	1	2:34.844	45.295	1:09.032	40.517	217.3	48:20.308	5	1	2:30.084	44.129	1:06.504	39.451	220.9	12:34.611
19	1	2:34.692	45.025	1:09.220	40.447	218.6	50:55.000	6	1	2:29.663	44.121	1:06.365	39.177	219.5	15:04.274
20	1	2:34.017	45.034	1:08.864	40.119	218.2	53:29.017	7	1	2:30.279	44.276	1:06.815	39.188	220.4	17:34.553
<b>55</b> Lanran Racing SR3 RSX Team								8 1 2:30.291 44.128 1:06.769 39.394 220.0 20:04.844							
1. Chris HEADLAM								9 1 2:30.695 44.274 1:06.971 39.450 218.6 22:35.539							
2. Daniel HEADLAM								10 1 2:37.011B 44.322 1:06.741 45.948 218.6 25:12.550							
1	1	2:45.413	51.994	1:12.403	41.016		2:45.413	11	1	3:40.166	1:54.323	1:06.699	39.144	220.4	28:52.716
2	1	2:36.093	46.657	1:08.883	40.553	216.0	5:21.506	12	1	2:30.296	44.305	1:06.905	39.086	222.2	31:23.012
3	1	2:33.176	44.908	1:08.076	40.192	216.4	7:54.682	13	1	2:30.083	44.073	1:06.738	39.272	220.9	33:53.095
4	1	2:33.117	44.629	1:07.767	40.721	222.7	10:27.799	14	1	2:30.164	44.281	1:06.472	39.411	221.3	36:23.259
5	1	2:31.884	44.910	1:07.117	39.857	221.8	12:59.683	15	1	2:32.505	44.028	1:08.654	39.823	221.3	38:55.764
6	1	2:32.314	44.650	1:07.593	40.071	221.8	15:31.997	16	1	2:31.145	44.231	1:07.333	39.581	221.3	41:26.909
7	1	2:33.880	44.801	1:08.657	40.422	221.3	18:05.877	17	1	2:30.144	44.029	1:06.979	39.136	220.4	43:57.053
8	1	2:32.969	44.658	1:08.231	40.080	222.2	20:38.846	18	1	2:30.770	44.142	1:07.022	39.606	220.9	46:27.823
								19	1	2:31.171	44.203	1:07.532	39.436	221.3	48:58.994



# RADICAL CHALLENGE CHAMPIONSHIP

## SPA EURO RACE

### RACE 1

### Sector Analysis

■ Personal Best    
 ■ Session Best    
 ■ B Crossing the finish line in the pit lane

Lap	D	Time	Sector 1	Sector 2	Sector 3	T.Spd	Elapsed	Lap	D	Time	Sector 1	Sector 2	Sector 3	T.Spd	Elapsed
20	1	2:30.921	44.216	1:07.382	39.323	221.8	51:29.915	3	1	2:33.221	45.742	1:07.736	39.743	220.4	7:41.971
<b>88</b> <b>360 Racing</b> 1. John HARRISON SR3 RSX Solo								4	1	2:30.904	44.487	1:06.730	39.687	223.1	10:12.875
1	1	2:45.971	53.330	1:12.738	39.903		2:45.971	5	1	2:31.290	44.281	1:06.888	40.121	224.1	12:44.165
2	1	2:33.071	45.456	1:08.130	<b>39.485</b>	220.4	5:19.042	6	1	2:30.156	44.163	1:06.752	39.241	223.1	15:14.321
3	1	<b>2:32.152</b>	<b>44.489</b>	1:08.039	39.624	222.7	7:51.194	7	1	2:30.277	44.153	1:06.777	39.347	223.6	17:44.598
4	1	2:53.021	44.861	<b>1:07.551</b>	1:00.609	223.6	10:44.215	8	1	2:30.024	44.108	1:06.579	39.337	223.1	20:14.622
5	1	3:10.900 <b>B</b>	54.495	1:16.829	59.576	171.7	13:55.115	9	1	2:29.703	44.082	1:06.437	39.184	222.7	22:44.325
<b>94</b> <b>RAW Motorsports</b> 1. Olii MARATEOTTO JR 2. Marcello MARATEOTTO SR3 RSX Team								10	1	2:36.828 <b>B</b>	44.081	1:06.534	46.213	222.2	25:21.153
1	1	2:47.253	52.052	1:13.759	41.442		2:47.253	11	1	3:32.394	1:47.326	<b>1:05.977</b>	39.091	225.5	28:53.547
2	1	2:38.535	46.329	1:11.843	40.363	211.4	5:25.788	12	1	2:30.503	43.837	1:07.613	<b>39.053</b>	226.4	31:24.050
3	1	2:39.628	45.447	1:12.469	41.712	182.7	8:05.416	13	1	2:46.930	<b>43.694</b>	1:23.851	39.385	225.9	34:10.980
4	1	2:37.979	45.123	1:12.205	40.651	220.0	10:43.395	14	1	2:29.766	43.820	1:06.762	39.184	225.5	36:40.746
5	1	2:36.004	45.001	1:10.781	40.222	218.2	13:19.399	15	1	2:30.118	43.773	1:06.590	39.755	226.9	39:10.864
6	1	2:35.596	45.085	1:10.334	40.177	216.9	15:54.995	16	1	<b>2:29.361</b>	43.773	1:06.377	39.211	226.4	41:40.225
7	1	2:35.054	44.981	1:10.092	39.981	217.3	18:30.049	17	1	2:32.530	44.658	1:08.576	39.296	225.5	44:12.755
8	1	2:35.292	45.008	1:10.213	40.071	216.9	21:05.341	18	1	2:30.281	43.888	1:07.161	39.232	225.9	46:43.036
9	1	2:36.315	44.866	1:10.330	41.119	216.4	23:41.656	19	1	2:37.984	43.781	1:06.537	47.666	226.4	49:21.020
10	1	2:35.461	45.104	1:10.063	40.294	217.7	26:17.117	20	1	2:30.150	44.193	1:06.559	39.398	225.5	51:51.170
11	1	2:35.004	45.146	1:09.958	<b>39.900</b>	217.7	28:52.121								
12	1	2:36.306	44.790	1:11.137	40.379	218.6	31:28.427								
13	1	2:47.409 <b>B</b>	45.128	1:12.950	49.331	218.6	34:15.836								
14	1	3:41.912	1:52.530	1:09.227	40.155	217.7	37:57.748								
15	1	2:34.884	44.862	1:09.812	40.210	218.2	40:32.632								
16	1	<b>2:33.824</b>	<b>44.637</b>	1:09.218	39.969	217.3	43:06.456								
17	1	2:44.042 <b>B</b>	44.856	<b>1:09.019</b>	50.167	218.2	45:50.498								
<b>99</b> <b>Valour Racing</b> 1. Kasper JENSEN SR3 RSX Solo															
1	1	2:40.306	49.162	1:11.082	40.062		2:40.306								
2	1	2:31.510	44.736	1:07.229	39.545	220.9	5:11.816								
3	1	2:36.295	44.361	1:11.166	40.768	219.1	7:48.111								
4	1	2:37.507	44.419	1:07.031	46.057	222.2	10:25.618								
5	1	2:31.161	45.464	1:06.454	<b>39.243</b>	220.4	12:56.779								
6	1	2:41.008	44.850	1:06.471	49.687	221.8	15:37.787								
7	1	2:31.522	45.312	1:06.546	39.664	220.4	18:09.309								
8	1	2:31.263	44.339	1:06.962	39.962	220.0	20:40.572								
9	1	2:30.993	44.320	1:06.983	39.690	221.3	23:11.565								
10	1	2:31.455	44.324	1:07.088	40.043	220.4	25:43.020								
11	1	<b>2:29.671</b>	44.425	<b>1:05.730</b>	39.516	219.5	28:12.691								
12	1	2:38.696 <b>B</b>	44.644	1:06.176	47.876	220.4	30:51.387								
13	1	3:31.538	1:46.404	1:05.861	39.273	220.4	34:22.925								
14	1	2:49.704	<b>43.977</b>	1:05.788	59.939	224.1	37:12.629								
15	1	2:30.829	44.911	1:06.371	39.547	221.3	39:43.458								
16	1	2:30.993	44.297	1:06.588	40.108	220.4	42:14.451								
17	1	2:52.776	44.659	1:06.380	1:01.737	220.9	45:07.227								
18	1	2:31.175	44.864	1:06.528	39.783	220.0	47:38.402								
19	1	2:30.758	44.434	1:06.967	39.357	222.2	50:09.160								
20	1	2:34.781	44.380	1:10.510	39.891	222.7	52:43.941								
<b>111</b> <b>Valour Racing</b> 1. Jon MACRAE SR3 RSX Solo															
1	1	2:37.261	48.372	1:09.050	39.839		2:37.261								
2	1	2:31.489	44.943	1:07.249	39.297	221.8	5:08.750								





**RADICAL CHALLENGE CHAMPIONSHIP**  
**SPA EURO RACE**  
**RACE 2 (20 Minutes)**

**Amended**


**Starting Grid**

<b>John HARRISON</b>	360 Racing	<b>88</b>	<b>- 11 -</b>		
2:35.443					
<b>Amir FEYZULLIN</b>	Radical Works Team	<b>33</b>	<b>- 10 -</b>	<b>35</b>	Breakell Racing
2:28.821					Grant DALTON
2:35.841					
<b>Elliot GOODMAN</b>	RAW Motorsports	<b>28</b>	<b>- 9 -</b>	<b>94</b>	RAW Motorsports
2:28.821					Oli MARATEOTTO JR
2:34.506					
2:31.031					
<b>Martin VERITY</b>	360 Racing	<b>25</b>	<b>- 8 -</b>	<b>55</b>	Lanan Racing
2:31.031					Chris HEADLAM
2:32.511					
2:27.455					
<b>Jason RISHOVER</b>	360 Racing	<b>23</b>	<b>- 7 -</b>	<b>24</b>	RAW Motorsports
2:27.455					Peter BROOKES
2:30.954					
2:25.757					
<b>Jerome DE SADELEER</b>	360 Racing	<b>5</b>	<b>- 6 -</b>	<b>64</b>	RAW Motorsports
2:25.757					Mark HIGNETT
2:30.876					
2:29.847					
<b>Spencer BOURNE</b>	RAW Motorsports	<b>8</b>	<b>- 5 -</b>	<b>99</b>	Valour Racing
2:29.847					Kasper JENSEN
2:30.425					
2:29.648					
<b>Auðunn S. GUDMUNDSSON</b>	Radical Works Team	<b>7</b>	<b>- 4 -</b>	<b>31</b>	RAW Motorsports
2:29.648					Rod GOODMAN
2:29.713					
2:29.533					
<b>John CAUDWELL</b>	Scorpio	<b>10</b>	<b>- 3 -</b>	<b>14</b>	RAW Motorsports
2:29.533					John MACLEOD
2:29.615					
2:28.286					
<b>Jon MACRAE</b>	Valour Racing	<b>111</b>	<b>- 2 -</b>	<b>11</b>	Hart GT
2:28.286					Jac CONSTABLE
2:28.372					
2:26.615					
<b>Dominik JACKSON</b>	RAW Motorsports	<b>4</b>	<b>- 1 -</b>	<b>66</b>	Scorpio
2:26.615					Brian CAUDWELL
2:28.164					

**Pole**

**#5, #23 AND #28 - DROP OF 10 GRID POSITIONS DUE TO CAUSING A COLLISION**

<b>Stewards</b>	<b>Timekeeper:</b>
-----------------	--------------------



# RADICAL CHALLENGE CHAMPIONSHIP

## SPA EURO RACE RACE 2 (20 Minutes)

### Final Classification

No Drivers	Team	Car	Cl.	Laps	Total Time	Gap	Kph	Best Lap			
								Lap	Time	Kph	
1	4 D. JACKSON	RAW Motorsports	SR3 RSX	Solo	8	<b>20:00.072</b>	-	167.7	7	<b>2:29.318</b>	168.9
2	5 J. DE SADELEER	360 Racing	SR3 RSX	Solo	8	<b>20:03.872</b>	+3.800	167.2	7	<b>2:28.781</b>	169.5
3	111 J. MACRAE	Valour Racing	SR3 RSX	Solo	8	<b>20:25.784</b>	+25.712	164.2	6	<b>2:31.277</b>	166.7
4	14 J. MACLEOD	RAW Motorsports	SR3 RSX	Solo	8	<b>20:26.106</b>	+26.034	164.2	5	<b>2:30.617</b>	167.4
5	10 J. CAUDWELL	Scorpio	SR3 RSX	Solo	8	<b>20:33.775</b>	+33.703	163.1	7	<b>2:32.433</b>	165.4
6	8 S. BOURNE	RAW Motorsports	SR3 RSX	Solo	8	<b>20:34.401</b>	+34.329	163.1	7	<b>2:32.339</b>	165.5
7	88 J. HARRISON	360 Racing	SR3 RSX	Solo	8	<b>20:36.212</b>	+36.140	162.8	7	<b>2:30.090</b>	168.0
8	31 R. GOODMAN	RAW Motorsports	SR3 RSX	Solo	8	<b>20:36.804</b>	+36.732	162.7	7	<b>2:32.323</b>	165.5
9	64 M. HIGNETT	RAW Motorsports	SR3 RSX	Solo	8	<b>20:41.853</b>	+41.781	162.1	8	<b>2:32.802</b>	165.0
10	28 E. GOODMAN	RAW Motorsports	SR3 RSX	Solo	8	<b>20:42.301</b>	+42.229	162.0	8	<b>2:32.690</b>	165.1
11	25 M. VERITY	360 Racing	SR3 RSX	Solo	8	<b>20:42.977</b>	+42.905	161.9	7	<b>2:32.452</b>	165.4
12	7 A. S. GUDMUNDSSON	Radical Works Team	SR3 RSX	Solo	8	<b>20:43.778</b>	+43.706	161.8	8	<b>2:32.646</b>	165.2
13	55 C. HEADLAM/D. HEADLAM	Lanan Racing	SR3 RSX	Team	8	<b>20:44.356</b>	+44.284	161.7	8	<b>2:32.551</b>	165.3
14	24 P. BROOKES	RAW Motorsports	SR3 RSX	Solo	8	<b>20:58.864</b>	+58.792	159.9	4	<b>2:34.009</b>	163.7
15	66 B. CAUDWELL	Scorpio	SR3 RSX	Solo	8	<b>21:05.659</b>	+1:05.587	159.0	2	<b>2:33.708</b>	164.0
16	99 K. JENSEN	Valour Racing	SR3 RSX	Solo	8	<b>21:12.017</b>	+1:11.945	158.2	8	<b>2:31.445</b>	166.5
17	33 A. ZAKHAROV/A. FEYZULLIN	Radical Works Team	SR3 RSX	Team	8	<b>21:18.491</b>	+1:18.419	157.4	7	<b>2:35.499</b>	162.1
18	94 O. MARATEOTTO JR/M. MARATEOTTO	RAW Motorsports	SR3 RSX	Team	8	<b>21:28.266</b>	+1:28.194	156.2	8	<b>2:37.569</b>	160.0

**Not classified**

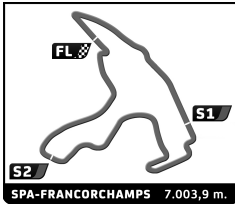
35 G. DALTON	Breakell Racing	SR3 RSX	Solo	5	<b>13:58.208</b>				4	<b>2:38.663</b>	158.9
23 J. RISHOVER	360 Racing	SR3 RSX	Solo	3	<b>8:11.977</b>				2	<b>2:36.246</b>	161.4
11 J. CONSTABLE	Hart GT	SR3 RSX	Solo	2	<b>5:09.157</b>				2	<b>2:32.810</b>	165.0

<b>Pole Position:</b>	Dominik JACKSON	<b>2:26.615</b>	
<b>Fastest Lap:</b>	Lap 7 Jerome DE SADELEER	<b>2:28.781</b>	169.5 Kph

Published at: .....

Track Status: **DRY**

<b>Stewards</b>	<b>Timekeeper:</b>
-----------------	--------------------




# RADICAL CHALLENGE CHAMPIONSHIP

## SPA EURO RACE

### RACE 2

#### Best Sector Times

Sector 1		Sector 2		Sector 3		No Team	Class	Ideal Lap	Best Lap		
No Driver	Time	No Driver	Time	No Driver	Time						
1	88 J.HARRISON	44.038	4 D.JACKSON	1:05.333	5 J.DE SADELEER	39.140	1	5 360 Racing	Solo	2:28.595	2:28.781 (1)
2	5 J.DE SADELEER	44.046	5 J.DE SADELEER	1:05.409	88 J.HARRISON	39.226	2	4 RAW Motorsports	Solo	2:29.080	2:29.318 (2)
3	111 J.MACRAE	44.313	88 J.HARRISON	1:06.449	4 D.JACKSON	39.363	3	88 360 Racing	Solo	2:29.713	2:30.090 (3)
4	25 M.VERITY	44.333	14 J.MACLEOD	1:06.606	14 J.MACLEOD	39.471	4	14 RAW Motorsports	Solo	2:30.485	2:30.617 (4)
5	66 B.CAUDWELL	44.367	99 K.JENSEN	1:07.218	111 J.MACRAE	39.472	5	111 Valour Racing	Solo	2:31.068	2:31.277 (5)
6	4 D.JACKSON	44.384	111 J.MACRAE	1:07.283	7 A.S. GUEMUNDSSON	39.684	6	99 Valour Racing	Solo	2:31.314	2:31.445 (6)
7	99 K.JENSEN	44.387	10 J.CAUDWELL	1:07.762	66 B.CAUDWELL	39.708	7	8 RAW Motorsports	Solo	2:32.022	2:32.339 (8)
8	14 J.MACLEOD	44.408	8 S.BOURNE	1:07.773	99 K.JENSEN	39.709	8	10 Scorpio	Solo	2:32.023	2:32.433 (9)
9	8 S.BOURNE	44.472	11 J.CONSTABLE	1:07.796	11 J.CONSTABLE	39.717	9	11 Hart GT	Solo	2:32.172	2:32.810 (15)
10	10 J.CAUDWELL	44.475	31 R.GOODMAN	1:07.873	8 S.BOURNE	39.777	10	31 RAW Motorsports	Solo	2:32.323	2:32.323 (7)
11	55 C.HEADLAM	44.527	7 A.S. GUEMUNDSSON	1:07.977	10 J.CAUDWELL	39.786	11	25 360 Racing	Solo	2:32.409	2:32.452 (10)
12	64 M.HIGNETT	44.554	28 E.GOODMAN	1:08.002	55 C.HEADLAM	39.795	12	55 Lanan Racing	Team	2:32.519	2:32.551 (11)
13	31 R.GOODMAN	44.628	55 C.HEADLAM	1:08.197	64 M.HIGNETT	39.797	13	28 RAW Motorsports	Solo	2:32.563	2:32.690 (13)
14	28 E.GOODMAN	44.631	64 M.HIGNETT	1:08.217	25 M.VERITY	39.813	14	64 RAW Motorsports	Solo	2:32.568	2:32.802 (14)
15	11 J.CONSTABLE	44.659	25 M.VERITY	1:08.263	31 R.GOODMAN	39.822	15	7 Radical Works Team	Solo	2:32.582	2:32.646 (12)
16	24 P.BROOKES	44.819	24 P.BROOKES	1:08.425	28 E.GOODMAN	39.930	16	66 Scorpio	Solo	2:33.088	2:33.708 (16)
17	7 A.S. GUEMUNDSSON	44.921	66 B.CAUDWELL	1:09.013	23 J.RISHOVER	40.104	17	24 RAW Motorsports	Solo	2:33.615	2:34.009 (17)
18	33 A.FEYZULLIN	45.239	33 A.FEYZULLIN	1:10.012	33 A.FEYZULLIN	40.216	18	33 Radical Works Team	Team	2:35.467	2:35.499 (18)
19	94 O.MARATEOTTO JR	45.324	23 J.RISHOVER	1:10.518	24 P.BROOKES	40.371	19	23 360 Racing	Solo	2:36.246	2:36.246 (19)
20	35 G.DALTON	45.551	94 O.MARATEOTTO JR	1:11.333	94 O.MARATEOTTO JR	40.696	20	94 RAW Motorsports	Team	2:37.353	2:37.569 (20)
21	23 J.RISHOVER	45.624	35 G.DALTON	1:11.433	35 G.DALTON	41.033	21	35 Breakell Racing	Solo	2:38.017	2:38.663 (21)



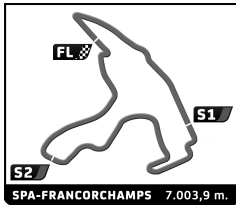
# RADICAL CHALLENGE CHAMPIONSHIP

## SPA EURO RACE

### RACE 2

#### Best Top Speed

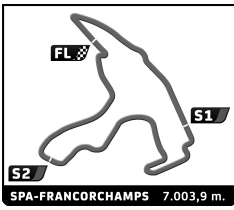
Team	Car	Class	Top Speed Driver	Top 1		Top 2		Top 3		Top 4		Top 5		
				Kph	Lap	Kph	Lap	Kph	Lap	Kph	Lap	Kph	Lap	
55 Lanan Racing	SR3 RSX	Team	C. HEADLAM	224.5	7	223.1	3	223.1	6	222.7	8	222.2	4	223.1
5 360 Racing	SR3 RSX	Solo	J. DE SADELEER	224.1	2	221.8	7	221.3	3	221.3	8	220.9	5	221.9
25 360 Racing	SR3 RSX	Solo	M. VERITY	224.1	3	223.6	4	223.1	5	223.1	6	222.7	7	223.3
88 360 Racing	SR3 RSX	Solo	J. HARRISON	224.1	3	223.6	6	223.1	5	222.7	2	222.7	7	223.2
64 RAW Motorsports	SR3 RSX	Solo	M. HIGNETT	223.6	2	222.7	7	221.8	3	221.8	4	221.8	5	222.3
111 Valour Racing	SR3 RSX	Solo	J. MACRAE	223.1	7	222.7	2	222.7	3	222.2	6	221.8	8	222.5
28 RAW Motorsports	SR3 RSX	Solo	E. GOODMAN	222.7	3	221.3	7	220.9	2	220.9	6	220.0	4	221.2
24 RAW Motorsports	SR3 RSX	Solo	P. BROOKES	221.3	3	219.5	2	217.3	4	216.4	6	216.4	7	218.2
11 Hart GT	SR3 RSX	Solo	J. CONSTABLE	220.9	2									220.9
23 360 Racing	SR3 RSX	Solo	J. RISHOVER	220.9	2	218.6	3							219.8
31 RAW Motorsports	SR3 RSX	Solo	R. GOODMAN	220.9	3	220.4	7	220.0	4	219.5	8	218.6	2	219.9
66 Scorpio	SR3 RSX	Solo	B. CAUDWELL	220.9	2	213.4	6	211.8	5	211.8	7	210.1	8	213.6
10 Scorpio	SR3 RSX	Solo	J. CAUDWELL	220.4	2	219.5	3	219.5	4	219.5	7	218.6	5	219.5
14 RAW Motorsports	SR3 RSX	Solo	J. MACLEOD	220.4	7	219.5	2	219.1	3	219.1	6	218.6	4	219.3
99 Valour Racing	SR3 RSX	Solo	K. JENSEN	220.4	3	220.0	6	219.5	4	219.5	7	219.1	8	219.7
8 RAW Motorsports	SR3 RSX	Solo	S. BOURNE	220.0	3	220.0	7	219.5	4	219.1	2	219.1	6	219.5
4 RAW Motorsports	SR3 RSX	Solo	D. JACKSON	219.5	7	219.1	2	218.6	3	218.6	8	218.2	5	218.8
7 Radical Works Team	SR3 RSX	Solo	A. S. GUEMUNDSSON	219.5	3	219.1	6	218.6	2	218.2	4	218.2	7	218.7
35 Breakell Racing	SR3 RSX	Solo	G. DALTON	218.6	2	218.2	3	214.7	4	208.5	5			215.0
33 Radical Works Team	SR3 RSX	Team	A. FEYZULLIN	217.3	2	216.0	7	215.6	6	215.1	3	215.1	4	215.8
94 RAW Motorsports	SR3 RSX	Team	O. MARATEOTTO JR	216.4	6	216.0	3	215.6	2	215.6	5	215.6	7	215.8



**RADICAL CHALLENGE CHAMPIONSHIP**  
**SPA EURO RACE**  
**RACE 2**

**Fastest Lap Sequence**


Elapsed	No Team	Car	Class	Driver	Time	Kph	Lap
5:02.435	4 RAW Motorsports	SR3 RSX	Solo	Dominik JACKSON	<b>2:29.976</b>	168.1	2
7:38.164	5 360 Racing	SR3 RSX	Solo	Jerome DE SADELEER	<b>2:29.581</b>	168.6	3
10:02.165	4 RAW Motorsports	SR3 RSX	Solo	Dominik JACKSON	<b>2:29.501</b>	168.7	4
12:37.133	5 360 Racing	SR3 RSX	Solo	Jerome DE SADELEER	<b>2:29.301</b>	168.9	5
15:06.059	5 360 Racing	SR3 RSX	Solo	Jerome DE SADELEER	<b>2:28.926</b>	169.3	6
17:34.840	5 360 Racing	SR3 RSX	Solo	Jerome DE SADELEER	<b>2:28.781</b>	169.5	7



**RADICAL CHALLENGE CHAMPIONSHIP**  
**SPA EURO RACE**  
**RACE 2**

Lap Chart

No	Pos	Grid	Lap							
			1	2	3	4	5	6	7	8
4	<b>1</b>	4	4	4	4	4	4	4	4	4
66	<b>2</b>	66	66	5	5	5	5	5	5	5
111	<b>3</b>	111	11	11	111	111	111	111	111	111
11	<b>4</b>	11	5	66	66	14	14	14	14	14
10	<b>5</b>	10	111	111	14	10	10	10	10	10
14	<b>6</b>	14	14	14	10	8	8	8	8	8
7	<b>7</b>	7	31	10	8	66	31	31	31	88
31	<b>8</b>	31	10	8	31	31	64	64	88	31
8	<b>9</b>	8	8	31	64	64	66	88	64	64
99	<b>10</b>	99	23	23	28	28	88	28	28	28
5	<b>11</b>	5	64	64	88	88	28	25	25	25
64	<b>12</b>	64	99	99	25	25	25	7	7	7
23	<b>13</b>	23	55	28	55	55	7	55	55	55
24	<b>14</b>	24	7	88	7	7	55	66	66	24
25	<b>15</b>	25	28	55	24	24	24	24	24	66
55	<b>16</b>	55	88	25	35	35	33	33	33	99
28	<b>17</b>	28	25	7	33	33	99	99	99	33
94	<b>18</b>	94	24	24	23	99	94	94	94	94
33	<b>19</b>	33	35	35	94	94	35			
35	<b>20</b>	35	33	33	99					
88	<b>21</b>	88	94	94						



# RADICAL CHALLENGE CHAMPIONSHIP

## SPA EURO RACE

### RACE 2

Analysis by lap


Lapped ■

No	Lap Time	Gap	No	Lap Time	Gap	No	Lap Time	Gap	No	Lap Time	Gap	No	Lap Time	Gap					
<b>Lap 1</b>																			
4	2:32.459	0.000	64	2:34.437	20.633	4	2:29.413		33	2:43.836	1:18.419								
66	2:35.732	3.273	28	2:35.820	23.375	5	2:28.926	4.697	94	2:37.569	1:28.194								
11	2:36.347	3.888	88	2:35.296	23.524	111	2:31.277	18.636											
5	2:37.128	4.669	25	2:34.684	24.466	14	2:30.713	19.010											
111	2:38.730	6.271	55	2:36.678	24.958	10	2:33.019	27.114											
14	2:39.043	6.584	7	2:35.002	25.216	8	2:33.152	28.019											
31	2:40.197	7.738	24	2:38.485	29.267	31	2:33.108	29.854											
10	2:40.221	7.762	35	2:39.003	33.544	64	2:33.863	33.726											
8	2:40.963	8.504	33	2:39.222	34.232	88	2:33.241	33.866											
23	2:41.948	9.489	23	2:53.783	39.313	28	2:32.854	35.323											
64	2:42.926	10.467	94	2:39.772	43.425	25	2:32.715	36.375											
99	2:43.402	10.943	99	3:01.072	48.137	7	2:33.033	36.915											
55	2:45.022	12.563	<b>Lap 4</b>																
7	2:45.263	12.804	4	2:29.501		55	2:33.044	37.581											
28	2:45.574	13.115	5	2:29.668	5.667	66	2:42.280	42.375											
88	2:45.686	13.227	111	2:32.581	13.683	24	2:35.843	45.722											
25	2:46.587	14.128	14	2:31.927	16.877	33	2:36.230	57.794											
24	2:47.880	15.421	10	2:34.459	20.703	99	2:39.088	1:06.285											
35	2:48.351	15.892	8	2:34.047	21.429	94	2:37.957	1:11.571											
33	2:49.170	16.711	66	2:36.892	21.752	<b>Lap 7</b>													
94	2:58.149	25.690	31	2:33.602	22.892	4	2:29.318												
<b>Lap 2</b>																			
4	2:29.976		64	2:33.661	24.793	5	2:28.781	4.160											
5	2:31.455	6.148	28	2:33.790	27.664	111	2:32.704	22.022											
11	2:32.810	6.722	88	2:33.928	27.951	14	2:32.616	22.308											
66	2:33.708	7.005	25	2:33.646	28.611	10	2:32.433	30.229											
111	2:32.528	8.823	55	2:33.813	29.270	8	2:32.339	31.040											
14	2:32.941	9.549	7	2:33.714	29.429	31	2:32.323	32.859											
10	2:34.968	12.754	24	2:34.009	33.775	88	2:30.090	34.638											
8	2:34.494	13.022	35	2:38.663	42.706	64	2:33.963	38.371											
31	2:36.395	14.157	33	2:38.779	43.510	28	2:32.926	38.931											
23	2:36.246	15.759	99	2:34.357	52.993	25	2:32.452	39.509											
64	2:35.934	16.425	94	2:40.002	53.926	7	2:32.855	40.452											
99	2:36.327	17.294	<b>Lap 5</b>																
28	2:34.645	17.784	4	2:29.784		55	2:32.862	41.125											
88	2:35.206	18.457	5	2:29.301	5.184	66	2:39.452	52.509											
55	2:35.922	18.509	111	2:32.873	16.772	24	2:36.675	53.079											
25	2:35.859	20.011	14	2:30.617	17.710	33	2:35.499	1:03.975											
7	2:37.615	20.443	10	2:32.589	23.508	99	2:32.925	1:09.892											
24	2:35.566	21.011	8	2:32.635	24.280	94	2:37.764	1:20.017											
35	2:38.854	24.770	31	2:33.051	26.159	<b>Lap 8</b>													
33	2:38.504	25.239	64	2:34.267	29.276	4	2:29.392												
94	2:38.168	33.882	66	2:37.540	29.508	5	2:29.032	3.800											
<b>Lap 3</b>																			
4	2:30.229		88	2:31.871	30.038	111	2:33.082	25.712											
5	2:29.581	5.500	28	2:34.002	31.882	14	2:33.118	26.034											
111	2:32.009	10.603	25	2:34.246	33.073	10	2:32.866	33.703											
66	2:37.585	14.361	7	2:33.650	33.295	8	2:32.681	34.329											
14	2:35.131	14.451	55	2:34.464	33.950	88	2:30.894	36.140											
10	2:33.220	15.745	24	2:35.301	39.292	31	2:33.265	36.732											
8	2:34.090	16.883	33	2:37.251	50.977	64	2:32.802	41.781											
31	2:34.863	18.791	99	2:33.401	56.610	28	2:32.690	42.229											
<b>Lap 6</b>																			
			94	2:38.885	1:03.027	25	2:32.788	42.905											
			35	3:13.337	1:26.259	7	2:32.646	43.706											
						55	2:32.551	44.284											
						24	2:35.105	58.792											
						66	2:42.470	1:05.587											
						99	2:31.445	1:11.945											










**RADICAL CHALLENGE CHAMPIONSHIP**  
**SPA EURO RACE**  
**RACE 3 (50 Minutes)**

**Starting Grid**

Jac CONSTABLE	Hart GT	11	- 11 -		
Grant DALTON	Breakell Racing	35	- 10 -	23	360 Racing Jason RISHOVER
Anton ZAKHAROV	Radical Works Team	33	- 9 -	94	RAW Motorsports Oli MARATEOTTO JR
Brian CAUDWELL	Scorpio	66	- 8 -	99	Valour Racing Kasper JENSEN
Chris HEADLAM	Lanan Racing	55	- 7 -	24	RAW Motorsports Peter BROOKES
Martin VERITY	360 Racing	25	- 6 -	7	Radical Works Team Auðunn S. GUDMUNDSSON
Mark HIGNETT	RAW Motorsports	64	- 5 -	28	RAW Motorsports Elliot GOODMAN
John HARRISON	360 Racing	88	- 4 -	31	RAW Motorsports Rod GOODMAN
John CAUDWELL	Scorpio	10	- 3 -	8	RAW Motorsports Spencer BOURNE
Jon MACRAE	Valour Racing	111	- 2 -	14	RAW Motorsports John MACLEOD
Dominik JACKSON	RAW Motorsports	4	- 1 -	5	360 Racing Jerome DE SADELEER

**Pole**

Stewards	Timekeeper:
----------	-------------



# RADICAL CHALLENGE CHAMPIONSHIP

## SPA EURO RACE RACE 3 (50 Minutes)

### Final Classification

No Drivers	Team	Car	Cl.	Laps	Total Time	Gap	Kph	Best Lap		
								Lap	Time	Kph
1 4 D. JACKSON	RAW Motorsports	SR3 RSX	Solo	19	<b>50:50.945</b>	-	156.9	3	<b>2:29.609</b>	168.5
2 11 J. CONSTABLE	Hart GT	SR3 RSX	Solo	19	<b>50:54.010</b>	+3.065	156.7	8	<b>2:30.006</b>	168.1
3 14 J. MACLEOD	RAW Motorsports	SR3 RSX	Solo	19	<b>50:54.358</b>	+3.413	156.7	17	<b>2:30.370</b>	167.7
4 28 E. GOODMAN	RAW Motorsports	SR3 RSX	Solo	19	<b>50:58.002</b>	+7.057	156.5	6	<b>2:30.098</b>	168.0
5 8 S. BOURNE	RAW Motorsports	SR3 RSX	Solo	19	<b>51:07.889</b>	+16.944	156.0	4	<b>2:31.804</b>	166.1
6 7 A. S. GUDMUNDSSON	Radical Works Team	SR3 RSX	Solo	19	<b>51:15.196</b>	+24.251	155.6	14	<b>2:32.391</b>	165.5
7 23 J. RISHOVER	360 Racing	SR3 RSX	Solo	19	<b>51:16.004</b>	+25.059	155.6	5	<b>2:31.141</b>	166.8
8 10 J. CAUDWELL	Scorpio	SR3 RSX	Solo	19	<b>51:16.410</b>	+25.465	155.6	5	<b>2:31.530</b>	166.4
9 55 C. HEADLAM/D. HEADLAM	Lanan Racing	SR3 RSX	Team	19	<b>51:16.742</b>	+25.797	155.6	8	<b>2:32.495</b>	165.3
10 31 R. GOODMAN	RAW Motorsports	SR3 RSX	Solo	19	<b>51:17.387</b>	+26.442	155.5	8	<b>2:31.697</b>	166.2
11 24 P. BROOKES	RAW Motorsports	SR3 RSX	Solo	19	<b>51:27.525</b>	+36.580	155.0	15	<b>2:33.099</b>	164.7
12 111 J. MACRAE	Valour Racing	SR3 RSX	Solo	19	<b>51:53.689</b>	+1:02.744	153.7	4	<b>2:30.818</b>	167.2
13 33 A. ZAKHAROV/A. FEYZULLIN	Radical Works Team	SR3 RSX	Team	19	<b>52:11.194</b>	+1:20.249	152.9	6	<b>2:32.548</b>	165.3
14 88 J. HARRISON	360 Racing	SR3 RSX	Solo	18	<b>51:13.530</b>	1 Lap	147.5	17	<b>2:30.806</b>	167.2
15 5 J. DE SADELEER	360 Racing	SR3 RSX	Solo	17	<b>46:01.215</b>	2 Laps	155.1	6	<b>2:28.269</b>	170.1
16 66 B. CAUDWELL	Scorpio	SR3 RSX	Solo	17	<b>53:04.998</b>	2 Laps	134.4	11	<b>2:30.712</b>	167.3

**Not classified**

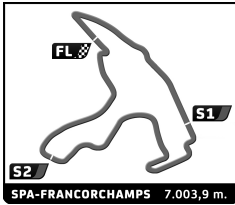
99 K. JENSEN	Valour Racing	SR3 RSX	Solo	7	<b>18:00.530</b>			5	<b>2:31.330</b>	166.6
64 M. HIGNETT	RAW Motorsports	SR3 RSX	Solo	7	<b>18:06.857</b>			6	<b>2:32.203</b>	165.7
35 G. DALTON	Breakell Racing	SR3 RSX	Solo	6	<b>16:56.002</b>			2	<b>2:40.029</b>	157.6
94 O. MARATEOTTO JR/M. MARATEOTTO	RAW Motorsports	SR3 RSX	Team	3	<b>8:57.487</b>			2	<b>2:39.888</b>	157.7
25 M. VERITY	360 Racing	SR3 RSX	Solo	1	<b>3:32.206</b>					

<b>Pole Position:</b>	Dominik JACKSON		
<b>Fastest Lap:</b>	Lap 6	Jerome DE SADELEER	<b>2:28.269</b> 170.1 Kph

Published at: .....

Track Status: **DRY**

<b>Stewards</b>	<b>Timekeeper:</b>
-----------------	--------------------




# RADICAL CHALLENGE CHAMPIONSHIP

## SPA EURO RACE

### RACE 3

#### Best Sector Times

Sector 1		Sector 2		Sector 3		No Team	Class	Ideal Lap	Best Lap		
No Driver	Time	No Driver	Time	No Driver	Time						
1	88 J.HARRISON	43.999	5 J.DE SADELEER	1:04.904	5 J.DE SADELEER	39.058	1	5 360 Racing	Solo	2:28.094	2:28.269 (1)
2	5 J.DE SADELEER	44.132	4 D.JACKSON	1:05.206	88 J.HARRISON	39.247	2	4 RAW Motorsports	Solo	2:29.488	2:29.609 (2)
3	23 J.RISHOVER	44.168	11 J.CONSTABLE	1:05.701	23 J.RISHOVER	39.294	3	11 Hart GT	Solo	2:29.661	2:30.006 (3)
4	28 E.GOODMAN	44.328	14 J.MACLEOD	1:06.014	66 B.CAUDWELL	39.312	4	14 RAW Motorsports	Solo	2:29.745	2:30.370 (5)
5	14 J.MACLEOD	44.329	28 E.GOODMAN	1:06.060	28 E.GOODMAN	39.386	5	28 RAW Motorsports	Solo	2:29.774	2:30.098 (4)
6	66 B.CAUDWELL	44.351	111 J.MACRAE	1:06.656	14 J.MACLEOD	39.402	6	88 360 Racing	Solo	2:30.075	2:30.806 (7)
7	99 K.JENSEN	44.381	66 B.CAUDWELL	1:06.778	10 J.CAUDWELL	39.437	7	66 Scorpio	Solo	2:30.441	2:30.712 (6)
8	64 M.HIGNETT	44.399	88 J.HARRISON	1:06.829	111 J.MACRAE	39.470	8	111 Valour Racing	Solo	2:30.683	2:30.818 (8)
9	11 J.CONSTABLE	44.440	99 K.JENSEN	1:06.885	4 D.JACKSON	39.484	9	23 360 Racing	Solo	2:30.711	2:31.141 (9)
10	10 J.CAUDWELL	44.479	8 S.BOURNE	1:06.970	11 J.CONSTABLE	39.520	10	99 Valour Racing	Solo	2:30.926	2:31.330 (10)
11	111 J.MACRAE	44.557	31 R.GOODMAN	1:07.026	64 M.HIGNETT	39.545	11	10 Scorpio	Solo	2:31.225	2:31.530 (11)
12	31 R.GOODMAN	44.582	23 J.RISHOVER	1:07.249	31 R.GOODMAN	39.632	12	31 RAW Motorsports	Solo	2:31.240	2:31.697 (12)
13	55 C.HEADLAM	44.611	10 J.CAUDWELL	1:07.309	55 D.HEADLAM	39.638	13	8 RAW Motorsports	Solo	2:31.467	2:31.804 (13)
14	8 S.BOURNE	44.761	7 A.S. GUEMUNDSSON	1:07.626	99 K.JENSEN	39.660	14	64 RAW Motorsports	Solo	2:31.887	2:32.203 (14)
15	4 D.JACKSON	44.798	33 A.ZAKHAROV	1:07.681	33 A.ZAKHAROV	39.701	15	55 Lanan Racing	Team	2:32.078	2:32.495 (16)
16	7 A.S. GUEMUNDSSON	44.831	24 P.BROOKES	1:07.707	8 S.BOURNE	39.736	16	7 Radical Works Team	Solo	2:32.222	2:32.391 (15)
17	33 A.ZAKHAROV	44.905	55 D.HEADLAM	1:07.829	7 A.S. GUEMUNDSSON	39.765	17	33 Radical Works Team	Team	2:32.287	2:32.548 (17)
18	24 P.BROOKES	45.079	64 M.HIGNETT	1:07.943	24 P.BROOKES	40.001	18	24 RAW Motorsports	Solo	2:32.787	2:33.099 (18)
19	94 M.MARATEOTTO	45.411	94 M.MARATEOTTO	1:13.457	94 M.MARATEOTTO	40.749	19	94 RAW Motorsports	Team	2:39.617	2:39.888 (19)



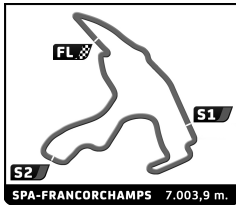
## RADICAL CHALLENGE CHAMPIONSHIP

### SPA EURO RACE

### RACE 3

### Best Top Speed

Team	Car	Class	Top Speed Driver	Top 1		Top 2		Top 3		Top 4		Top 5		Avg
				Kph	Lap	Kph	Lap	Kph	Lap	Kph	Lap	Kph	Lap	
23 360 Racing	SR3 RSX	Solo	J. RISHOVER	226.4	12	225.5	6	224.5	13	224.5	7	224.5	19	225,1
88 360 Racing	SR3 RSX	Solo	J. HARRISON	225.0	15	223.6	12	222.7	14	221.8	13	221.3	18	222,9
5 360 Racing	SR3 RSX	Solo	J. DE SADELEER	224.5	16	222.7	14	222.2	15	221.3	13	220.9	8	222,3
66 Scorpio	SR3 RSX	Solo	B. CAUDWELL	223.1	3	222.2	4	220.0	6	219.5	17	219.5	11	220,9
10 Scorpio	SR3 RSX	Solo	J. CAUDWELL	222.2	7	221.3	3	220.9	13	220.9	12	220.4	4	221,1
11 Hart GT	SR3 RSX	Solo	J. CONSTABLE	222.2	4	221.3	14	220.9	13	220.4	15	220.0	17	221,0
55 Lanan Racing	SR3 RSX	Team	C. HEADLAM	222.2	14	221.8	19	221.8	17	221.3	12	220.9	3	221,6
28 RAW Motorsports	SR3 RSX	Solo	E. GOODMAN	221.8	14	221.3	16	221.3	15	220.9	13	220.4	12	221,1
64 RAW Motorsports	SR3 RSX	Solo	M. HIGNETT	221.3	4	220.9	6	220.9	7	220.4	5	217.7	3	220,2
111 Valour Racing	SR3 RSX	Solo	J. MACRAE	220.9	16	220.0	17	219.5	18	219.1	5	219.1	14	219,7
31 RAW Motorsports	SR3 RSX	Solo	R. GOODMAN	220.4	5	220.0	16	219.5	3	219.5	13	219.5	7	219,8
7 Radical Works Team	SR3 RSX	Solo	A. S. GUMUNDSSON	220.0	3	219.1	7	219.1	4	218.6	16	218.2	13	219,0
14 RAW Motorsports	SR3 RSX	Solo	J. MACLEOD	220.0	15	220.0	14	219.5	19	219.5	18	219.5	16	219,7
99 Valour Racing	SR3 RSX	Solo	K. JENSEN	219.5	6	219.5	7	218.6	3	218.6	4	218.6	5	219,0
94 RAW Motorsports	SR3 RSX	Team	M. MARATEOTTO	219.5	2	180.6	3							200,1
24 RAW Motorsports	SR3 RSX	Solo	P. BROOKES	218.2	4	217.7	2	217.7	5	217.3	11	216.9	13	217,6
8 RAW Motorsports	SR3 RSX	Solo	S. BOURNE	217.7	4	217.3	16	217.3	13	217.3	5	217.3	7	217,4
4 RAW Motorsports	SR3 RSX	Solo	D. JACKSON	217.3	13	217.3	14	216.4	4	216.0	12	216.0	5	216,6
33 Radical Works Team	SR3 RSX	Team	A. ZAKHAROV	217.3	7	216.9	2	216.4	4	216.4	8	216.0	6	216,6
25 360 Racing	SR3 RSX	Solo	M. VERITY											
35 Breakell Racing	SR3 RSX	Solo	G. DALTON											



# RADICAL CHALLENGE CHAMPIONSHIP

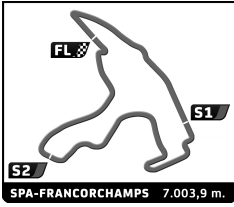
## SPA EURO RACE

### RACE 3

#### Fastest Lap Sequence

Elapsed	No Team	Car	Class	Driver	Time	Kph	Lap
5:00.691	5 360 Racing	SR3 RSX	Solo	Jerome DE SADELEER	<b>2:28.910</b>	169.3	2
7:29.501	5 360 Racing	SR3 RSX	Solo	Jerome DE SADELEER	<b>2:28.810</b>	169.4	3
9:58.267	5 360 Racing	SR3 RSX	Solo	Jerome DE SADELEER	<b>2:28.766</b>	169.5	4
14:55.347	5 360 Racing	SR3 RSX	Solo	Jerome DE SADELEER	<b>2:28.269</b>	170.1	6






**RADICAL CHALLENGE CHAMPIONSHIP**  
**SPA EURO RACE**  
**RACE 3**

Lap Chart

		Lap																			
No	Pos	Grid	1	2	3	4	5	6	7	8	9	10	11	12	13	14	15	16	17	18	19
4	<b>1</b>	4	5	5	5	5	5	5	5	5	5	111	111	111	111	4	4	4	4	4	4
5	<b>2</b>	5	4	4	4	4	4	4	4	4	4	5	4	4	4	111	11	11	11	11	11
111	<b>3</b>	111	111	111	111	111	111	111	111	111	111	4	28	11	11	11	111	14	14	14	14
14	<b>4</b>	14	14	14	14	14	14	14	14	14	14	28	11	14	14	14	14	111	28	28	28
10	<b>5</b>	10	8	8	28	28	28	28	28	28	28	11	14	28	28	28	28	28	111	8	8
8	<b>6</b>	8	28	28	8	8	8	11	11	11	11	14	8	8	8	8	8	8	8	7	7
88	<b>7</b>	88	31	31	31	31	31	8	8	8	8	8	10	10	10	10	10	10	5	10	23
31	<b>8</b>	31	10	10	66	11	11	31	31	31	31	24	7	7	7	7	7	5	10	23	10
64	<b>9</b>	64	66	66	10	10	10	99	99	10	10	10	33	55	55	5	5	7	7	55	55
28	<b>10</b>	28	64	11	11	99	99	10	10	55	55	7	55	23	23	55	55	23	23	31	31
25	<b>11</b>	25	88	99	99	23	23	23	64	7	24	33	23	5	5	23	23	55	55	24	24
7	<b>12</b>	7	7	64	23	64	64	64	55	33	7	55	31	31	31	31	31	31	31	111	111
55	<b>13</b>	55	24	23	64	55	55	55	7	23	33	23	5	24	24	24	24	24	24	33	33
24	<b>14</b>	24	11	24	24	7	7	7	33	24	23	31	24	33	33	33	33	33	33	88	
66	<b>15</b>	66	23	55	55	24	33	33	23	88	88	88	88	88	88	88	88	88	88		
99	<b>16</b>	99	99	7	7	33	24	24	24	66	66	66	66	66	66	66	66	66	66		
33	<b>17</b>	33	33	33	33	35	35	35	88												
94	<b>18</b>	94	55	35	35	66	88	88	66												
35	<b>19</b>	35	35	94	94	88	66	66													
23	<b>20</b>	23	94	88	88																
11	<b>21</b>	11	25																		






**RADICAL CHALLENGE CHAMPIONSHIP**  
**SPA EURO RACE**  
**RACE 3**

Analysis by lap

Lapped ■

No	Lap Time	Gap	No	Lap Time	Gap	No	Lap Time	Gap	No	Lap Time	Gap	No	Lap Time	Gap			
8	2:32.495	6.475	10	2:34.916	20.917												
10	2:34.004	9.253	23	2:32.542	21.579												
7	2:33.018	9.954	55	2:33.059	23.766												
<b>88</b>	2:31.879	1 Lap	31	2:33.381	24.353												
5	2:31.462	10.814	24	2:34.291	32.242												
55	2:32.530	13.810	111	3:09.415	48.713												
23	2:32.608	14.112	33	2:39.412	1:12.261												
31	2:32.263	17.100	<b>66</b>	2:30.810	2 Laps												
24	2:33.099	20.563															
33	2:40.087	43.155															
<b>66</b>	4:13.260	2 Laps															
<b>Lap 16</b>																	
4	2:29.922		11	2:30.523	1.759	28	2:31.546	7.057	8	2:33.819	16.944	<b>88</b>	2:37.445	1 Lap			
14	2:30.503	3.347	111	2:32.915	5.522	7	2:35.125	24.251	23	2:34.701	25.059	10	2:35.769	25.465			
28	2:32.489	5.904	8	2:32.400	8.953	55	2:33.252	25.797	31	2:33.310	26.442	24	2:35.559	36.580			
8	2:32.400	8.953	10	2:32.182	11.513	31	2:33.310	26.442	111	2:45.252	1:02.744	33	2:39.209	1:20.249			
10	2:32.182	11.513	5	2:30.754	11.646	24	2:35.559	36.580	33	2:39.209	1:20.249	<b>66</b>	3:11.500	2 Laps			
5	2:30.754	11.646	<b>88</b>	2:31.640	1 Lap	111	2:45.252	1:02.744									
<b>88</b>	2:31.640	1 Lap	7	2:33.946	13.978	33	2:39.727	17.917									
7	2:33.946	13.978	23	2:33.727	17.917	55	2:34.808	18.696									
23	2:33.727	17.917	55	2:34.808	18.696	31	2:32.655	19.833									
55	2:34.808	18.696	31	2:32.655	19.833	24	2:34.323	24.964									
31	2:32.655	19.833	24	2:34.323	24.964	33	2:40.034	53.267									
24	2:34.323	24.964	33	2:40.034	53.267	<b>66</b>	2:44.394	2 Laps									
33	2:40.034	53.267	<b>66</b>	2:44.394	2 Laps												
<b>66</b>	2:44.394	2 Laps															
<b>Lap 17</b>																	
4	2:30.459		11	2:31.100	2.400	14	2:30.370	3.258	28	2:30.474	5.919	111	2:34.511	9.574	8	2:32.360	10.854
11	2:31.100	2.400	14	2:30.370	3.258	28	2:30.474	5.919	111	2:34.511	9.574	8	2:32.360	10.854	5	2:30.580	11.767
14	2:30.370	3.258	28	2:30.474	5.919	111	2:34.511	9.574	8	2:32.360	10.854	5	2:30.580	11.767	<b>88</b>	2:33.874	1 Lap
28	2:30.474	5.919	111	2:34.511	9.574	8	2:32.360	10.854	5	2:30.580	11.767	<b>88</b>	2:33.874	1 Lap	10	2:35.223	16.277
111	2:34.511	9.574	8	2:32.360	10.854	5	2:30.580	11.767	<b>88</b>	2:33.874	1 Lap	10	2:35.223	16.277	7	2:33.263	16.782
8	2:32.360	10.854	5	2:30.580	11.767	<b>88</b>	2:33.874	1 Lap	10	2:35.223	16.277	7	2:33.263	16.782	23	2:31.855	19.313
5	2:30.580	11.767	<b>88</b>	2:33.874	1 Lap	10	2:35.223	16.277	7	2:33.263	16.782	23	2:31.855	19.313	55	2:32.746	20.983
<b>88</b>	2:33.874	1 Lap	10	2:35.223	16.277	7	2:33.263	16.782	23	2:31.855	19.313	55	2:32.746	20.983	31	2:31.874	21.248
10	2:35.223	16.277	7	2:33.263	16.782	23	2:31.855	19.313	55	2:32.746	20.983	31	2:31.874	21.248	24	2:33.722	28.227
7	2:33.263	16.782	23	2:31.855	19.313	55	2:32.746	20.983	31	2:31.874	21.248	24	2:33.722	28.227	33	2:40.317	1:03.125
23	2:31.855	19.313	55	2:32.746	20.983	31	2:31.874	21.248	24	2:33.722	28.227	33	2:40.317	1:03.125	<b>66</b>	2:31.120	2 Laps
55	2:32.746	20.983	31	2:31.874	21.248	24	2:33.722	28.227	33	2:40.317	1:03.125	<b>66</b>	2:31.120	2 Laps			
31	2:31.874	21.248	24	2:33.722	28.227	33	2:40.317	1:03.125	<b>66</b>	2:31.120	2 Laps						
24	2:33.722	28.227	33	2:40.317	1:03.125	<b>66</b>	2:31.120	2 Laps									
33	2:40.317	1:03.125	<b>66</b>	2:31.120	2 Laps												
<b>66</b>	2:31.120	2 Laps															
<b>Lap 18</b>																	
4	2:30.276		11	2:30.784	2.908	14	2:30.832	3.814	28	2:31.089	6.732	8	2:33.768	14.346	<b>88</b>	2:30.806	1 Lap
4	2:30.276		11	2:30.784	2.908	14	2:30.832	3.814	28	2:31.089	6.732	8	2:33.768	14.346	<b>88</b>	2:30.806	1 Lap
11	2:30.784	2.908	14	2:30.832	3.814	28	2:31.089	6.732	8	2:33.768	14.346	<b>88</b>	2:30.806	1 Lap			
14	2:30.832	3.814	28	2:31.089	6.732	8	2:33.768	14.346	<b>88</b>	2:30.806	1 Lap						
28	2:31.089	6.732	8	2:33.768	14.346	<b>88</b>	2:30.806	1 Lap									
8	2:33.768	14.346	<b>88</b>	2:30.806	1 Lap												
<b>88</b>	2:30.806	1 Lap	7	2:33.841	20.347												
7	2:33.841	20.347															



# RADICAL CHALLENGE CHAMPIONSHIP


## SPA EURO RACE

### RACE 3

### Sector Analysis

■ Personal Best ■ Session Best ■ Crossing the finish line in the pit lane

Lap	D	Time	Sector 1	Sector 2	Sector 3	T.Spd	Elapsed	Lap	D	Time	Sector 1	Sector 2	Sector 3	T.Spd	Elapsed
<b>4</b> RAW Motorsports 1. Dominik JACKSON SR3 RSX Solo								13 1 2:33.229 44.990 1:08.234 40.005 218.2 35:53.612							
1 1 2:32.637 46.276 1:06.843 39.518 2:32.637								14 1 <b>2:32.391</b> 44.982 <b>1:07.626</b> 39.783 217.7 38:26.003							
2 1 2:29.642 44.952 <b>1:05.206</b> <b>39.484</b> 215.6 5:02.279								15 1 2:33.018 44.910 1:08.168 39.940 216.9 40:59.021							
3 1 <b>2:29.609</b> 44.837 1:05.273 39.499 215.6 7:31.888								16 1 2:33.946 44.995 1:09.141 39.810 218.6 43:32.967							
4 1 2:30.146 44.851 1:05.747 39.548 216.4 10:02.034								17 1 2:33.263 <b>44.831</b> 1:08.402 40.030 215.6 46:06.230							
5 1 2:29.815 44.831 1:05.376 39.608 216.0 12:31.849								18 1 2:33.841 45.630 1:08.231 39.980 216.9 48:40.071							
6 1 2:29.890 44.906 1:05.405 39.579 215.1 15:01.739								19 1 2:35.125 45.349 1:09.251 40.525 216.4 51:15.196							
7 1 2:30.071 44.806 1:05.770 39.495 215.1 17:31.810															
8 1 2:29.979 44.934 1:05.356 39.689 216.0 20:01.789															
9 1 2:35.759 <b>B</b> 44.964 1:05.883 44.912 214.7 22:37.548															
10 1 4:07.031 2:03.208 1:06.799 57.024 213.0 26:44.579															
11 1 3:58.502 1:13.990 1:51.451 53.061 139.2 30:43.081															
12 1 2:31.511 44.915 1:07.039 39.557 216.0 33:14.592															
13 1 2:31.397 <b>44.798</b> 1:06.904 39.695 217.3 35:45.989															
14 1 2:31.434 44.881 1:06.425 40.128 217.3 38:17.423															
15 1 2:31.644 45.007 1:06.982 39.655 215.1 40:49.067															
16 1 2:29.922 44.995 1:05.289 39.638 214.7 43:18.989															
17 1 2:30.459 44.985 1:05.661 39.813 214.3 45:49.448															
18 1 2:30.276 44.916 1:05.659 39.701 214.3 48:19.724															
19 1 2:31.221 44.961 1:06.424 39.836 214.7 50:50.945															
<b>5</b> 360 Racing 1. Jerome DE SADELEER SR3 RSX Solo															
1 1 2:31.781 46.193 1:06.338 39.250 2:31.781															
2 1 2:28.910 44.559 1:05.144 39.207 219.1 5:00.691															
3 1 2:28.810 44.403 1:05.182 39.225 218.6 7:29.501															
4 1 2:28.766 44.428 1:05.224 39.114 219.5 9:58.267															
5 1 2:28.811 44.355 1:05.161 39.295 219.5 12:27.078															
6 1 <b>2:28.269</b> 44.307 <b>1:04.904</b> <b>39.058</b> 218.2 14:55.347															
7 1 2:28.721 44.248 1:05.345 39.128 220.4 17:24.068															
8 1 2:29.077 44.302 1:05.586 39.189 220.9 19:53.145															
9 1 2:31.169 44.465 1:06.048 40.656 218.6 22:24.314															
10 1 4:20.115 <b>B</b> 1:08.289 1:58.952 1:12.874 88.1 26:44.429															
11 1 4:06.140 1:50.116 1:23.311 52.713 220.9 30:50.569															
12 1 2:36.990 46.482 1:10.661 39.847 216.4 33:27.559															
13 1 2:29.330 44.286 1:05.736 39.308 221.3 35:56.889															
14 1 2:31.530 44.440 1:07.726 39.364 222.7 38:28.419															
15 1 2:31.462 44.195 1:06.953 40.314 222.2 40:59.881															
16 1 2:30.754 44.174 1:06.816 39.764 224.5 43:30.635															
17 1 2:30.580 45.251 1:05.943 39.386 219.1 46:01.215															
<b>7</b> Radical Works Team 1. Auðunn S. GUÐMUNDSSON SR3 RSX Solo															
1 1 2:44.755 51.562 1:12.566 40.627 2:44.755															
2 1 2:38.900 47.596 1:10.716 40.588 197.4 5:23.655															
3 1 2:35.508 45.464 1:09.731 40.313 220.0 7:59.163															
4 1 2:34.386 45.680 1:08.883 39.823 219.1 10:33.549															
5 1 2:33.119 44.971 1:08.230 39.918 217.7 13:06.668															
6 1 2:32.929 45.085 1:08.079 <b>39.765</b> 217.3 15:39.597															
7 1 2:33.059 44.881 1:08.273 39.905 219.1 18:12.656															
8 1 2:33.154 45.321 1:08.019 39.814 217.7 20:45.810															
9 1 2:47.230 <b>B</b> 44.873 1:13.169 49.188 216.4 23:33.040															
10 1 3:48.125 1:52.047 1:13.733 42.345 193.9 27:21.165															
11 1 3:25.941 47.903 1:44.968 53.070 182.7 30:47.106															
12 1 2:33.277 45.007 1:08.395 39.875 218.2 33:20.383															
<b>8</b> RAW Motorsports 1. Spencer BOURNE SR3 RSX Solo															
1 1 2:40.681 47.922 1:12.219 40.540 2:40.681															
2 1 2:33.595 45.329 1:08.180 40.086 215.6 5:14.276															
3 1 2:32.935 45.097 1:08.022 39.816 215.1 7:47.211															
4 1 <b>2:31.804</b> <b>44.761</b> 1:07.119 39.924 217.7 10:19.015															
5 1 2:32.894 44.925 1:07.813 40.156 217.3 12:51.909															
6 1 2:34.364 46.315 1:08.313 <b>39.736</b> 216.4 15:26.273															
7 1 2:32.100 44.964 1:07.131 40.005 217.3 17:58.373															
8 1 2:32.469 45.046 1:07.324 40.099 216.9 20:30.842															
9 1 2:39.758 <b>B</b> 45.294 1:07.994 46.470 215.1 23:10.600															
10 1 3:39.404 1:50.987 1:07.602 40.815 214.7 26:50.004															
11 1 3:54.990 1:11.755 1:50.523 52.712 135.7 30:44.994															
12 1 2:33.802 45.027 1:08.826 39.949 215.6 33:18.796															
13 1 2:32.018 44.913 <b>1:06.970</b> 40.135 217.3 35:50.814															
14 1 2:32.233 45.269 1:07.046 39.918 216.4 38:23.047															
15 1 2:32.495 44.971 1:07.616 39.908 216.4 40:55.542															
16 1 2:32.400 44.905 1:07.643 39.852 217.3 43:27.942															
17 1 2:32.360 44.918 1:07.514 39.928 216.0 46:00.302															
18 1 2:33.768 44.930 1:08.950 39.888 216.9 48:34.070															
19 1 2:33.819 45.064 1:07.922 40.833 216.0 51:07.889															
<b>10</b> Scorio 1. John CAUDWELL SR3 RSX Solo															
1 1 2:42.740 49.700 1:11.676 41.364 2:42.740															
2 1 2:33.877 46.522 1:07.654 39.701 216.4 5:16.617															
3 1 2:32.721 44.924 1:08.086 39.711 221.3 7:49.338															
4 1 2:33.286 44.817 1:09.032 <b>39.437</b> 220.4 10:22.624															
5 1 <b>2:31.530</b> 44.556 1:07.506 39.468 220.4 12:54.154															
6 1 2:34.601 <b>44.479</b> 1:08.747 41.375 208.1 15:28.755															
7 1 2:33.185 44.784 1:08.679 39.722 222.2 18:01.940															
8 1 2:33.033 44.645 1:08.127 40.261 220.0 20:34.973															
9 1 2:45.556 <b>B</b> 45.262 1:10.376 49.918 216.9 23:20.529															
10 1 3:37.045 1:46.749 1:10.303 39.993 214.3 26:57.574															
11 1 3:47.809 1:05.203 1:49.940 52.666 146.1 30:45.383															
12 1 2:33.979 44.970 1:09.135 39.874 220.9 33:19.362															
13 1 2:32.816 44.909 1:07.883 40.024 220.9 35:52.178															
14 1 2:32.138 44.922 <b>1:07.309</b> 39.907 220.0 38:24.316															
15 1 2:34.004 44.736 1:09.097 40.171 220.0 40:58.320															
16 1 2:32.182 44.574 1:07.601 40.007 220.0 43:30.502															
17 1 2:35.223 46.483 1:07.719 41.021 215.6 46:05.725															
18 1 2:34.916 45.532 1:09.409 39.975 219.1 48:40.641															
19 1 2:35.769 44.870 1:09.905 40.994 218.2 51:16.410															
<b>11</b> Hart GT 1. Jac CONSTABLE SR3 RSX Solo															
1 1 2:45.746 53.174 1:12.011 40.561 2:45.746															
2 1 2:32.840 45.127 1:08.071 39.642 218.6 5:18.586															
3 1 2:31.231 44.655 1:06.541 40.035 219.5 7:49.817															



# RADICAL CHALLENGE CHAMPIONSHIP


## SPA EURO RACE

### RACE 3

#### Sector Analysis

■ Personal Best    
 ■ Session Best    
 ■ Crossing the finish line in the pit lane

Lap	D	Time	Sector 1	Sector 2	Sector 3	T.Spd	Elapsed	Lap	D	Time	Sector 1	Sector 2	Sector 3	T.Spd	Elapsed	
4	1	2:32.248	44.440	1:08.186	39.622	222.2	10:22.065	17	1	2:31.855	44.207	1:08.007	39.641	223.6	46:08.761	
5	1	2:30.938	44.666	1:06.484	39.788	219.1	12:53.003	18	1	2:32.542	44.374	1:08.498	39.670	224.1	48:41.303	
6	1	2:31.384	45.369	1:06.495	39.520	214.3	15:24.387	19	1	2:34.701	44.168	1:10.375	40.158	224.5	51:16.004	
7	1	2:30.195	44.662	1:05.951	39.582	219.5	17:54.582	<b>24</b> RAW Motorsports 1. Peter BROOKES SR3 RSX Solo								
8	1	2:30.006	44.720	1:05.701	39.585	219.5	20:24.588									
9	1	2:37.236	B	44.766	1:06.865	45.605	218.6	23:01.824	1	1	2:45.591	51.906	1:12.553	41.132	2:45.591	
10	1	3:44.346	1:43.317	1:07.589	53.440	217.7	26:46.170	2	1	2:36.890	45.978	1:09.616	41.296	217.7	5:22.481	
11	1	3:57.663	1:14.261	1:50.831	52.571	138.5	30:43.833	3	1	2:36.211	45.520	1:09.689	41.002	215.1	7:58.692	
12	1	2:31.215	44.924	1:06.602	39.689	219.5	33:15.048	4	1	2:35.620	45.956	1:09.599	40.065	218.2	10:34.312	
13	1	2:31.510	44.579	1:06.973	39.958	220.9	35:46.558	5	1	2:36.715	45.838	1:10.626	40.251	217.7	13:11.027	
14	1	2:31.842	44.736	1:06.804	40.302	221.3	38:18.400	6	1	2:36.780	45.771	1:10.782	40.227	215.6	15:47.807	
15	1	2:31.825	45.137	1:06.795	39.893	220.4	40:50.225	7	1	2:34.199	45.352	1:08.604	40.243	215.6	18:22.006	
16	1	2:30.523	44.699	1:06.147	39.677	219.5	43:20.748	8	1	2:33.424	45.301	1:07.855	40.268	215.1	20:55.430	
17	1	2:31.100	44.555	1:06.646	39.899	220.0	45:51.848	9	1	2:36.777	45.348	1:10.058	41.371	213.0	23:32.207	
18	1	2:30.784	44.540	1:06.401	39.843	219.5	48:22.632	10	1	3:18.578	B	45.444	1:15.771	1:17.363	211.8	26:50.785
19	1	2:31.378	44.586	1:06.909	39.883	220.0	50:54.010	11	1	4:00.377	1:45.518	1:22.097	52.762	217.3	30:51.162	
<b>14</b> RAW Motorsports 1. John MACLEOD SR3 RSX Solo								12	1	2:38.346	47.206	1:10.388	40.752	210.9	33:29.508	
1	1	2:37.445	48.061	1:09.530	39.854		2:37.445	13	1	2:33.598	45.148	1:08.075	40.375	216.9	36:03.106	
2	1	2:31.186	45.159	1:06.620	39.407	216.9	5:08.631	14	1	2:33.425	45.251	1:08.173	40.001	216.4	38:36.531	
3	1	2:30.903	44.983	1:06.518	39.402	216.9	7:39.534	15	1	2:33.099	45.158	1:07.707	40.234	214.7	41:09.630	
4	1	2:31.008	44.849	1:06.609	39.550	217.7	10:10.542	16	1	2:34.323	45.079	1:08.785	40.459	215.6	43:43.953	
5	1	2:30.992	44.877	1:06.486	39.629	218.2	12:41.534	17	1	2:33.722	45.207	1:08.219	40.296	214.3	46:17.675	
6	1	2:31.120	44.874	1:06.605	39.641	217.3	15:12.654	18	1	2:34.291	45.207	1:08.467	40.617	214.7	48:51.966	
7	1	2:30.883	44.656	1:06.601	39.626	218.2	17:43.537	19	1	2:35.559	45.349	1:09.408	40.802	214.3	51:27.525	
8	1	2:31.183	44.769	1:06.833	39.581	218.6	20:14.720	<b>25</b> 360 Racing 1. Martin VERITY SR3 RSX Solo								
9	1	2:39.480	B	44.890	1:07.244	47.346	217.3								22:54.200	
10	1	3:52.365	1:57.643	1:08.019	46.703	213.9	26:46.565	1	1	3:32.206	B	49.950	1:41.594	1:00.662	3:32.206	
11	1	3:57.807	1:14.252	1:50.886	52.669	128.3	30:44.372	<b>28</b> RAW Motorsports 1. Elliot GOODMAN SR3 RSX Solo								
12	1	2:32.327	45.494	1:07.180	39.653	216.4	33:16.699									
13	1	2:30.584	44.574	1:06.475	39.535	217.3	35:47.283	1	1	2:41.239	49.293	1:11.468	40.478		2:41.239	
14	1	2:31.257	44.685	1:06.626	39.946	220.0	38:18.540	2	1	2:33.295	44.899	1:08.518	39.878	219.1	5:14.534	
15	1	2:33.293	45.242	1:08.455	39.596	220.0	40:51.833	3	1	2:30.953	44.797	1:06.642	39.514	218.6	7:45.487	
16	1	2:30.503	45.025	1:06.014	39.464	219.5	43:22.336	4	1	2:30.384	44.657	1:06.211	39.516	219.1	10:15.871	
17	1	2:30.370	44.550	1:06.397	39.423	218.2	45:52.706	5	1	2:30.171	44.544	1:06.060	39.567	218.6	12:46.042	
18	1	2:30.832	44.329	1:06.208	40.295	219.5	48:23.538	6	1	2:30.098	44.626	1:06.086	39.386	219.1	15:16.140	
19	1	2:30.820	44.389	1:06.837	39.594	219.5	50:54.358	7	1	2:30.177	44.441	1:06.294	39.442	219.5	17:46.317	
<b>23</b> 360 Racing 1. Jason RISHOVER SR3 RSX Solo								8	1	2:30.381	44.615	1:06.213	39.553	220.0	20:16.698	
1	1	2:46.177	52.189	1:12.763	41.225		2:46.177	9	1	2:39.336	B	44.688	1:07.309	47.339	218.6	22:56.034
2	1	2:35.382	46.047	1:09.103	40.232	221.3	5:21.559	10	1	3:49.627	1:46.015	1:08.416	55.196	208.9	26:45.661	
3	1	2:32.609	45.042	1:07.965	39.602	222.7	7:54.168	11	1	3:57.956	1:14.008	1:51.160	52.788	141.4	30:43.617	
4	1	2:31.792	45.004	1:07.494	39.294	223.6	10:25.960	12	1	2:33.667	46.298	1:07.703	39.666	220.4	33:17.284	
5	1	2:31.141	44.272	1:07.249	39.620	224.1	12:57.101	13	1	2:30.782	44.418	1:06.747	39.617	220.9	35:48.066	
6	1	2:32.180	44.371	1:07.429	40.380	225.5	15:29.281	14	1	2:30.822	44.328	1:06.718	39.776	221.8	38:18.888	
7	1	2:47.675	44.624	1:23.450	39.601	224.5	18:16.956	15	1	2:33.516	45.255	1:08.648	39.613	221.3	40:52.404	
8	1	2:33.753	44.522	1:08.891	40.340	222.2	20:50.709	16	1	2:32.489	44.784	1:07.874	39.831	221.3	43:24.893	
9	1	2:45.281	B	44.759	1:13.075	47.447	220.9	23:35.990	17	1	2:30.474	44.613	1:06.311	39.550	219.1	45:55.367
10	1	4:06.812	2:05.566	1:16.308	44.938	214.7	27:42.802	18	1	2:31.089	44.461	1:07.022	39.606	219.1	48:26.456	
11	1	3:06.211	47.464	1:25.919	52.828	189.8	30:49.013	19	1	2:31.546	44.495	1:07.393	39.658	219.5	50:58.002	
12	1	2:33.574	45.018	1:08.799	39.757	226.4	33:22.587	<b>31</b> RAW Motorsports 1. Rod GOODMAN SR3 RSX Solo								
13	1	2:33.321	44.844	1:08.866	39.611	224.5	35:55.908									
14	1	2:34.663	45.137	1:10.001	39.525	224.5	38:30.571	1	1	2:42.325	48.298	1:12.827	41.200		2:42.325	
15	1	2:32.608	44.934	1:08.096	39.578	223.1	41:03.179	2	1	2:32.855	45.446	1:07.562	39.847	218.2	5:15.180	
16	1	2:33.727	45.422	1:08.835	39.470	222.7	43:36.906	3	1	2:32.490	44.774	1:07.964	39.752	219.5	7:47.670	



# RADICAL CHALLENGE CHAMPIONSHIP

## SPA EURO RACE


### RACE 3

### Sector Analysis

■ Personal Best    
 ■ Session Best    
 ■ Crossing the finish line in the pit lane

Lap	D	Time	Sector 1	Sector 2	Sector 3	T.Spd	Elapsed	Lap	D	Time	Sector 1	Sector 2	Sector 3	T.Spd	Elapsed
4	1	2:31.743	44.585	1:07.199	39.959	219.1	10:19.413	8	2	<span style="color: green;">2:32.495</span>	45.028	<span style="color: green;">1:07.829</span>	<span style="color: green;">39.638</span>	217.7	20:44.942
5	1	2:32.845	44.680	1:08.113	40.052	220.4	12:52.258	9	2	2:47.171 <b>B</b>	44.844	1:11.782	50.545	216.4	23:32.113
6	1	2:35.522	46.107	1:09.520	39.895	215.6	15:27.780	10	1	4:10.231	2:06.261	1:19.089	44.881	172.2	27:42.344
7	1	2:32.137	<span style="color: green;">44.582</span>	1:07.031	40.524	219.5	17:59.917	11	1	3:06.482	47.684	1:25.734	53.064	196.4	30:48.826
8	1	<span style="color: green;">2:31.697</span>	44.807	<span style="color: green;">1:07.026</span>	39.864	218.6	20:31.614	12	1	2:33.528	45.149	1:08.270	40.109	221.3	33:22.354
9	1	2:40.679 <b>B</b>	44.887	1:08.870	46.922	217.7	23:12.293	13	1	2:33.353	44.953	1:08.384	40.016	220.4	35:55.707
10	1	4:34.284	2:40.501	1:12.927	40.856	213.4	27:46.577	14	1	2:34.640	44.819	1:10.131	39.690	222.2	38:30.347
11	1	3:03.027	45.319	1:24.670	53.038	218.6	30:49.604	15	1	2:32.530	44.879	1:07.864	39.787	220.4	41:02.877
12	1	2:39.296	47.002	1:11.296	40.998	212.6	33:28.900	16	1	2:34.808	45.582	1:09.435	39.791	219.5	43:37.685
13	1	2:32.023	44.586	1:07.556	39.881	219.5	36:00.923	17	1	2:32.746	<span style="color: green;">44.611</span>	1:08.111	40.024	221.8	46:10.431
14	1	2:32.981	44.868	1:08.185	39.928	219.1	38:33.904	18	1	2:33.059	45.067	1:08.128	39.864	219.5	48:43.490
15	1	2:32.263	45.079	1:07.248	39.936	217.7	41:06.167	19	1	2:33.252	44.673	1:08.296	40.283	221.8	51:16.742
16	1	2:32.655	44.841	1:07.898	39.916	220.0	43:38.822	<b>64</b> RAW Motorsports SR3 RSX 1.Mark HIGNETT Solo							
17	1	2:31.874	44.785	1:07.457	<span style="color: green;">39.632</span>	219.1	46:10.696	1	1	2:43.365	50.680	1:11.721	40.964		2:43.365
18	1	2:33.381	45.272	1:08.461	39.648	217.7	48:44.077	2	1	2:37.941	46.358	1:11.295	40.288	216.0	5:21.306
19	1	2:33.310	44.760	1:08.368	40.182	218.6	51:17.387	3	1	2:35.268	46.506	1:09.080	39.682	217.7	7:56.574
<b>33</b> Radical Works Team SR3 RSX Team 1.Anton ZAKHAROV 2.Amir FEYZULLIN							<b>64</b> RAW Motorsports SR3 RSX Solo 1.Mark HIGNETT								
1	1	2:47.640	53.584	1:12.838	41.218		2:47.640	1	1	2:43.365	50.680	1:11.721	40.964		2:43.365
2	1	2:37.769	46.535	1:11.245	39.989	216.9	5:25.409	2	1	2:37.941	46.358	1:11.295	40.288	216.0	5:21.306
3	1	2:34.773	45.669	1:08.946	40.158	215.1	8:00.182	3	1	2:35.268	46.506	1:09.080	39.682	217.7	7:56.574
4	1	2:34.381	45.839	1:08.711	39.831	216.4	10:34.563	4	1	2:32.615	44.789	1:08.239	39.587	221.3	10:29.189
5	1	2:33.619	45.264	<span style="color: green;">1:07.681</span>	40.674	215.1	13:08.182	5	1	2:32.454	44.597	1:08.312	<span style="color: green;">39.545</span>	220.4	13:01.643
6	1	<span style="color: green;">2:32.548</span>	45.138	1:07.709	<span style="color: green;">39.701</span>	216.0	15:40.730	6	1	<span style="color: green;">2:32.203</span>	44.512	<span style="color: green;">1:07.943</span>	39.748	220.9	15:33.846
7	1	2:32.745	<span style="color: green;">44.905</span>	1:08.073	39.767	217.3	18:13.475	7	1	2:33.011	<span style="color: green;">44.399</span>	1:08.765	39.847	220.9	18:06.857
8	1	2:34.093	45.219	1:08.724	40.150	216.4	20:47.568	<b>66</b> Scorpio SR3 RSX Solo 1.Brian CAUDWELL							
9	1	2:47.107 <b>B</b>	45.462	1:11.387	50.258	213.4	23:34.675	1	1	2:43.011	50.750	1:11.974	40.287		2:43.011
10	2	4:06.709	2:02.993	1:19.245	44.471	177.6	27:41.384	2	1	2:33.913	46.555	1:07.775	39.583	218.6	5:16.924
11	2	3:07.062	47.884	1:25.788	53.390	210.1	30:48.446	3	1	2:31.301	44.699	1:07.244	39.358	223.1	7:48.225
12	2	2:42.583	48.209	1:13.155	41.219	212.2	33:31.029	4	1	3:17.657 <b>B</b>	44.527	1:29.793	1:03.337	222.2	11:05.882
13	2	2:41.072	47.601	1:12.057	41.414	209.3	36:12.101	5	1	6:16.060	4:28.605	1:08.115	39.340	216.4	17:21.942
14	2	2:40.034	46.420	1:12.491	41.123	214.3	38:52.135	6	1	2:31.823	44.881	1:07.535	39.407	220.0	19:53.765
15	2	2:40.087	46.558	1:12.139	41.390	210.5	41:32.222	7	1	2:31.305	44.422	<span style="color: green;">1:06.778</span>	40.105	219.5	22:25.070
16	2	2:40.034	46.768	1:11.993	41.273	210.5	44:12.256	8	1	4:18.701	1:08.492	1:59.179	1:11.030	83.8	26:43.771
17	2	2:40.317	46.792	1:12.411	41.114	210.9	46:52.573	9	1	3:22.336	1:13.192	1:27.627	41.517	121.1	30:06.107
18	2	2:39.412	46.531	1:11.745	41.136	211.8	49:31.985	10	1	2:34.684	46.998	1:08.273	39.413	216.0	32:40.791
19	2	2:39.209	46.049	1:11.942	41.218	213.4	52:11.194	11	1	<span style="color: green;">2:30.712</span>	<span style="color: green;">44.351</span>	1:07.041	39.320	219.5	35:11.503
<b>35</b> Breakell Racing SR3 RSX Solo 1.Grant DALTON							<b>66</b> Scorpio SR3 RSX Solo 1.Brian CAUDWELL								
1	1	2:48.761	54.579				2:48.761	12	1	2:42.411 <b>B</b>	45.977	1:07.479	48.955	218.2	37:53.914
2	1	<span style="color: green;">2:40.029</span>					5:28.790	13	1	4:13.260 <b>B</b>	2:09.967	1:07.211	56.082	216.9	42:07.174
3	1	2:54.334					8:23.124	14	1	2:44.394	57.906	1:07.176	<span style="color: green;">39.312</span>	217.3	44:51.568
4	1	2:40.168					11:03.292	15	1	2:31.120	44.612	1:07.100	39.408	218.6	47:22.688
5	1	2:43.015					13:46.307	16	1	2:30.810	44.510	1:06.837	39.463	218.6	49:53.498
6	1	3:09.695 <b>B</b>					16:56.002	17	1	3:11.500	44.577	1:41.753	45.170	219.5	53:04.998
<b>55</b> Lanan Racing SR3 RSX Team 1.Chris HEADLAM 2.Daniel HEADLAM							<b>88</b> 360 Racing SR3 RSX Solo 1.John HARRISON								
1	2	2:47.805	52.847	1:13.193	41.765		2:47.805	1	1	2:44.267	49.035	1:11.372	43.860		2:44.267
2	2	2:35.691	44.924	1:10.751	40.016	205.7	5:23.496	2	1	3:06.399 <b>B</b>	48.217	1:21.485	56.697	170.6	5:50.666
3	2	2:35.408	44.848	1:09.859	40.701	220.9	7:58.904	3	1	5:35.878	3:47.138	1:09.126	39.614	215.1	11:26.544
4	2	2:33.040	45.024	1:08.214	39.802	218.6	10:31.944	4	1	2:31.480	44.668	1:07.251	39.561	218.2	13:58.024
5	2	2:32.629	44.721	1:08.091	39.817	218.6	13:04.573	5	1	2:31.920	44.491	1:08.045	39.384	220.4	16:29.944
6	2	2:34.513	44.911	1:09.404	40.198	219.1	15:39.086	6	1	2:31.024	44.434	1:07.160	39.430	220.0	19:00.968
7	2	2:33.361	44.728	1:08.407	40.226	219.1	18:12.447	7	1	2:30.884	44.475	1:06.899	39.510	219.5	21:31.852
								8	1	2:41.110 <b>B</b>	44.589	1:08.863	47.658	217.7	24:12.962
								9	1	3:33.907	1:45.611	1:08.237	40.059	219.1	27:46.869
								10	1	3:03.223	45.519	1:24.954	52.750	220.4	30:50.092
								11	1	2:34.770	46.796	1:08.600	39.374	215.1	33:24.862
								12	1	2:31.342	44.262	1:07.512	39.568	223.6	35:56.204





# RADICAL CHALLENGE CHAMPIONSHIP

## SPA EURO RACE

### RACE 3

### Sector Analysis

■ Personal Best    
 ■ Session Best    
 B Crossing the finish line in the pit lane

Lap	D	Time	Sector 1	Sector 2	Sector 3	T.Spd	Elapsed	Lap	D	Time	Sector 1	Sector 2	Sector 3	T.Spd	Elapsed
13	1	2:31.682	44.420	1:07.970	39.292	221.8	38:27.886								
14	1	2:31.879	43.999	1:07.536	40.344	222.7	40:59.765								
15	1	2:31.640	44.593	1:07.612	39.435	225.0	43:31.405								
16	1	2:33.874	46.286	1:07.482	40.106	215.6	46:05.279								
17	1	2:30.806	44.505	1:07.054	39.247	220.9	48:36.085								
18	1	2:37.445	44.731	1:06.829	45.885	221.3	51:13.530								
<b>94</b>	<b>RAW Motorsports</b> 1.Olii MARATEOTTO JR 2.Marcello MARATEOTTO						SR3 RSX Team								
1	2	2:49.335	53.968	1:14.618	40.749		2:49.335								
2	2	2:39.888	45.411	1:13.457	41.020	219.5	5:29.223								
3	2	3:28.264	B	1:09.532	1:23.394	55.338	180.6	8:57.487							
<b>99</b>	<b>Valour Racing</b> 1.Kasper JENSEN						SR3 RSX Solo								
1	1	2:46.504	52.120	1:13.590	40.794		2:46.504								
2	1	2:34.175	45.226	1:08.895	40.054	217.3	5:20.679								
3	1	2:33.037	44.741	1:08.415	39.881	218.6	7:53.716								
4	1	2:31.458	44.814	1:06.984	39.660	218.6	10:25.174								
5	1	2:31.330	44.575	1:06.885	39.870	218.6	12:56.504								
6	1	2:32.232	44.381	1:07.572	40.279	219.5	15:28.736								
7	1	2:31.794	44.656	1:07.099	40.039	219.5	18:00.530								
<b>111</b>	<b>Valour Racing</b> 1.Jon MACRAE						SR3 RSX Solo								
1	1	2:35.906	47.419	1:08.564	39.923		2:35.906								
2	1	2:31.997	45.092	1:07.282	39.623	218.6	5:07.903								
3	1	2:31.110	44.639	1:07.001	39.470	217.7	7:39.013								
4	1	2:30.818	44.613	1:06.697	39.508	218.6	10:09.831								
5	1	2:31.203	44.630	1:06.761	39.812	219.1	12:41.034								
6	1	2:30.867	44.723	1:06.656	39.488	218.2	15:11.901								
7	1	2:31.053	44.561	1:06.952	39.540	218.6	17:42.954								
8	1	2:31.191	44.565	1:07.120	39.506	217.7	20:14.145								
9	1	2:38.698	B	44.843	1:07.341	46.514	217.7	22:52.843							
10	1	3:51.440	1:46.914	1:07.424	57.102	216.4	26:44.283								
11	1	3:58.322	1:13.805	1:51.358	53.159	131.9	30:42.605								
12	1	2:31.481	44.780	1:07.135	39.566	217.7	33:14.086								
13	1	2:31.422	44.616	1:07.108	39.698	218.2	35:45.508								
14	1	2:32.265	44.557	1:07.616	40.092	219.1	38:17.773								
15	1	2:33.823	44.588	1:09.399	39.836	217.7	40:51.596								
16	1	2:32.915	45.345	1:07.756	39.814	220.9	43:24.511								
17	1	2:34.511	45.327	1:09.059	40.125	220.0	45:59.022								
18	1	3:09.415	44.958	1:40.558	43.899	219.5	49:08.437								
19	1	2:45.252	47.314	1:15.154	42.784	205.7	51:53.689								